




13 16
17

INTERRUTTORI BASCULANTI

ROCKER SWITCHES



Caratteristiche generali, dimensioni e accessori di fissaggio pag. 275
Tasti, simbologie e schemi elettrici da pag. 276 a pag. 279

*General features, dimensions and fixing tools page 275
Keys, icons and circuit diagrams from page 276 to page 279*

• **Interruttori a tasto basculante serie "100"**

Materiale corpo, tasto: poliammide (PA) caricato con fibre di vetro
 Simboli: di colore bianco, stampigliati a caldo
 Tipo di terminale: lamellare maschio 6.35mm. Ottone argentato
 Grado di protezione frontale: IP 44
 Carico max: 10 A @ 12V
 8 A @ 24V

• **Rocker switches "100" series**


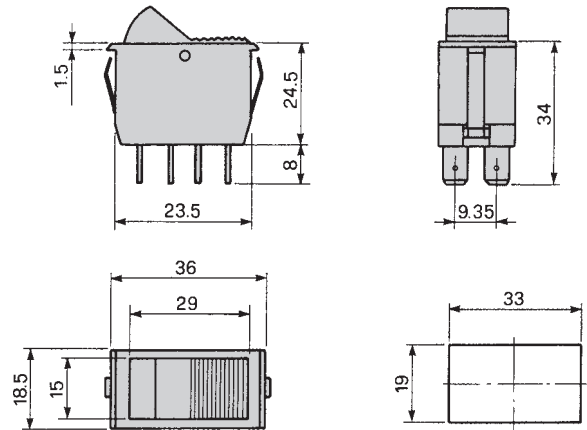
Housing and key material: polyamide (PA) charged with glass fibres
 Icons: white color, hot stamped
 Type of terminal: male blade terminal 6.35mm. Silver-plated brass
 Front sealing: IP 44
 Ratings: 10 A @ 12V
 8 A @ 24V



**Serie - series
"100"**

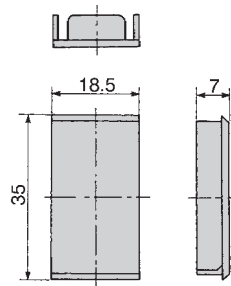


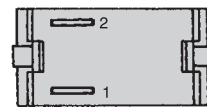
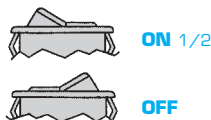
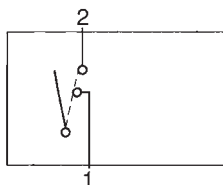
Scala 1:1
Scale 1:1



1 ± 3 mm.
Spessore cruscotto
Dashboard thickness

**OPTIONAL
27.077.007**



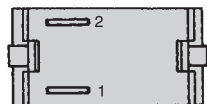
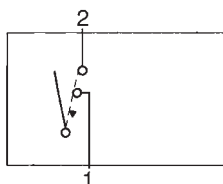


P/N	SIMBOLO ICON	DESCRIZIONE DESCRIPTION
13.101.000		TERGICRISTALLO WINDSCREEN WIPER
13.103.000		LUCI STRUMENTI INSTRUMENT LIGHTING
13.105.000		INTERRUTTORE LUCI GENERALI MASTER LIGHTING SWITCH
13.106.000		VENTOLA FAN
13.107.000		TASTO NEUTRO NEUTRAL ROCKER SWITCH
13.108.000		RISCALDAMENTO INTERNO HEATING
13.115.000		BLOCCAGGIO DIFFERENZIALE DIFFERENTIAL LOCK
13.116.000		PRESA DI FORZA POWER TAKE-OFF
13.118.000		FARI FENDINEBBIA FOG LIGHTS
13.120.000		SIRENA SIREN
13.123.000		LAMPADA ROTANTE BEACON
13.124.000		INTERRUTTORE LUCI GENERALI MASTER LIGHTING SWITCH

P/N	SIMBOLO ICON	DESCRIZIONE DESCRIPTION
13.125.000		DISTACCO TRASMISSIONE MECHANICAL DRIVE UNLOCK
13.156.000		PROIETTORE LAVORO WORK LAMP
13.214.000		VENTILAZIONE INSERITA VENTILATING FAN
13.215.000		INTERRUTTORE LUCI GENERALI MASTER LIGHTING SWITCH
13.216.000		LUCE AUTISTA DRIVER LIGHT
13.217.000		LUCI AZZURRE BLUE LIGHTS
13.218.000		FRIGORIFERO INSERITO REFRIGERATOR ON
13.219.000		EMERGENZA HAZARD
13.221.000		RETRONEBBIA REAR FOG LIGHTS
13.222.000		FARI FENDINEBBIA FOG LIGHTS
13.224.000		PROIETTORE ILLUM. RALLA BEARING DISC LIGHT
13.225.000		BLOCCAGGIO DIFFERENZIALE DIFFERENTIAL LOCK

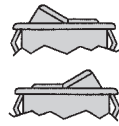
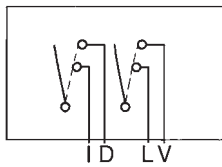
P/N	SIMBOLO ICON	DESCRIZIONE DESCRIPTION
13.226.000		STARTER STARTER
13.227.000		LUCE RETROMARCIA REVERSING LAMP
13.229.000		PLAFONIERA INTERIOR DOME LIGHT
13.239.000		SBRINAMENTO LUNOTTO REAR WINDOW DEFROSTER
13.240.000		AEROTERMO AIR HEATER

MOMENTARY



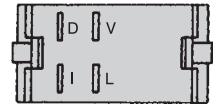
17.112.000		TERMOAVVIATORE PREHEATER
17.114.000		LAVACRISTALLO WINDSCREEN WASHER
17.152.000		TASTO NEUTRO NEUTRAL ROCKER SWITCH
17.185.000		BLOCC. DIFFER. FRONTE ANT. DIFFERENTIAL LOCK-FRONT AXLE

17.187.000		TEST TEST



ON I/D - L/V

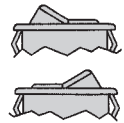
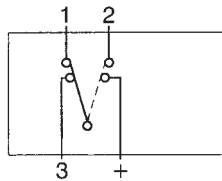
OFF



P/N	SIMBOLO ICON	DESCRIZIONE DESCRIPTION
13.122.000		INTERRUTTORE LUCI GENERALI MASTER LIGHTING SWITCH
13.128.000		TASTO NEUTRO NEUTRAL ROCKER SWITCH

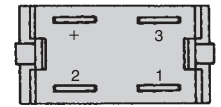
P/N	SIMBOLO ICON	DESCRIZIONE DESCRIPTION
13.223.000		INTERRUTTORE LUCI GENERALI MASTER LIGHTING SWITCH

P/N	SIMBOLO ICON	DESCRIZIONE DESCRIPTION



ON 1/3

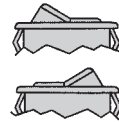
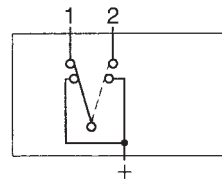
ON +/2



16.101.000		TERGICRISTALLO WINDSCREEN WIPER
16.112.000		DISTACCO TRASMISSIONE MECHANICAL DRIVE UNLOCK

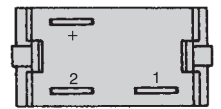
16.113.000		TASTO NEUTRO NEUTRAL ROCKER SWITCH
16.116.000		TERGI LAVACRISTALLO WINDSCREEN WIPER WASHER

--	--	--



ON +/1

ON +/2

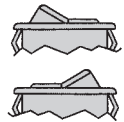
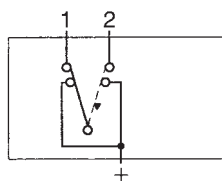


16.156.000		TASTO NEUTRO NEUTRAL ROCKER SWITCH
------------	--	------------------------------------------

--	--	--

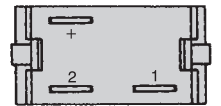
--	--	--

MOMENTARY



ON +/1 MOM

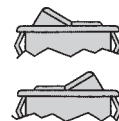
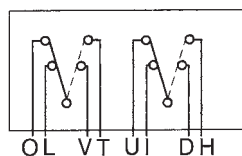
ON +/2 MOM



17.115.000		TERGIPIROETTORE LAVACRISTALLO HEADLIGHT WIPER WINDSCREEN WASHER
------------	--	-----------------------------------------------------------------------------

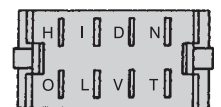
--	--	--

--	--	--



ON D/H-V/T

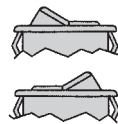
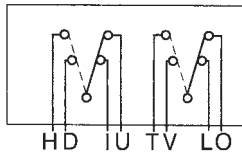
ON U/I-O/L



13.209.000		EMERGENZA HAZARD
------------	--	---------------------

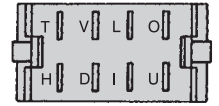
--	--	--

--	--	--



ON T/V - H/D

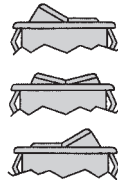
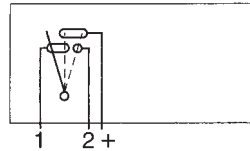
ON L/O - I/U



P/N	SIMBOLO ICON	DESCRIZIONE DESCRIPTION
16.115.000		TASTO NEUTRO NEUTRAL ROCKER SWITCH

P/N	SIMBOLO ICON	DESCRIZIONE DESCRIPTION

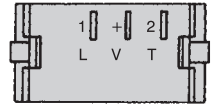
P/N	SIMBOLO ICON	DESCRIZIONE DESCRIPTION



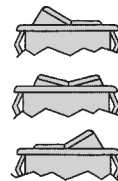
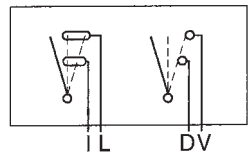
ON +/2

ON +/1

OFF



16.105.000		ELETTRO VENTILATORE ELECTRIC FAN
16.108.000		PLAFONIERA INTERIOR DOME LIGHT
16.170.000		ELETTRO VENTILATORE ELECTRIC FAN



ON I/L - D/V

ON I/L

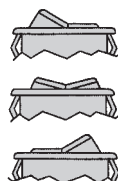
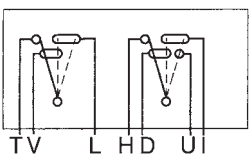
OFF



16.111.000		INTERRUTTORE LUCI GENERALI MASTER LIGHTING SWITCH
------------	--	------------------------------------------------------------

--	--	--

--	--	--



ON I/U

ON D/I - V/L


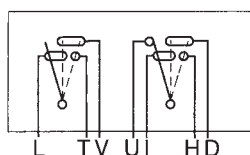
ON H/D - T/V



16.103.000		TERGICRISTALLO WINDSCREEN WIPER
------------	--	---------------------------------------

16.119.000		TASTO NEUTRO NEUTRAL ROCKER SWITCH
------------	--	------------------------------------------

--	--	--



ON V/T - D/H

ON V/L - I/D

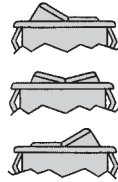
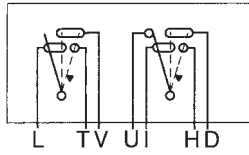
ON I/U



16.173.000		INTERRUTTORE LUCI GENERALI MASTER LIGHTING SWITCH
------------	--	------------------------------------------------------------

16.180.000		TASTO NEUTRO NEUTRAL ROCKER SWITCH
------------	--	------------------------------------------

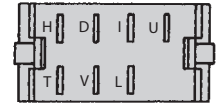
--	--	--



ON D/H - T/V MOM

ON D/I - V/L

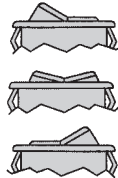
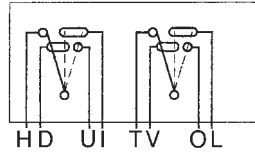
ON I/U



P/N	SIMBOLO ICON	DESCRIZIONE DESCRIPTION
16.160.000		TERGI LAVACRISTALLO WINDSCREEN WIPER WASHER

P/N	SIMBOLO ICON	DESCRIZIONE DESCRIPTION

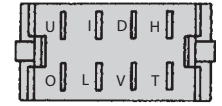
P/N	SIMBOLO ICON	DESCRIZIONE DESCRIPTION



ON L/O - I/U

ON L/V - I/D

ON V/T - D/H

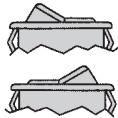
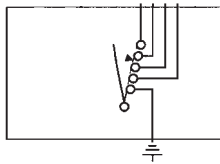


16.114.000		TASTO NEUTRO NEUTRAL ROCKER SWITCH
16.174.000		FARO LAVORO WORK LAMP

16.175.000		VENTILATORE 2 VELOCITÀ TWO-SPEED FAN
------------	--	--------------------------------------------

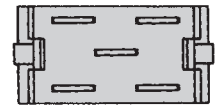
--	--	--

MOMENTARY



ON MOM

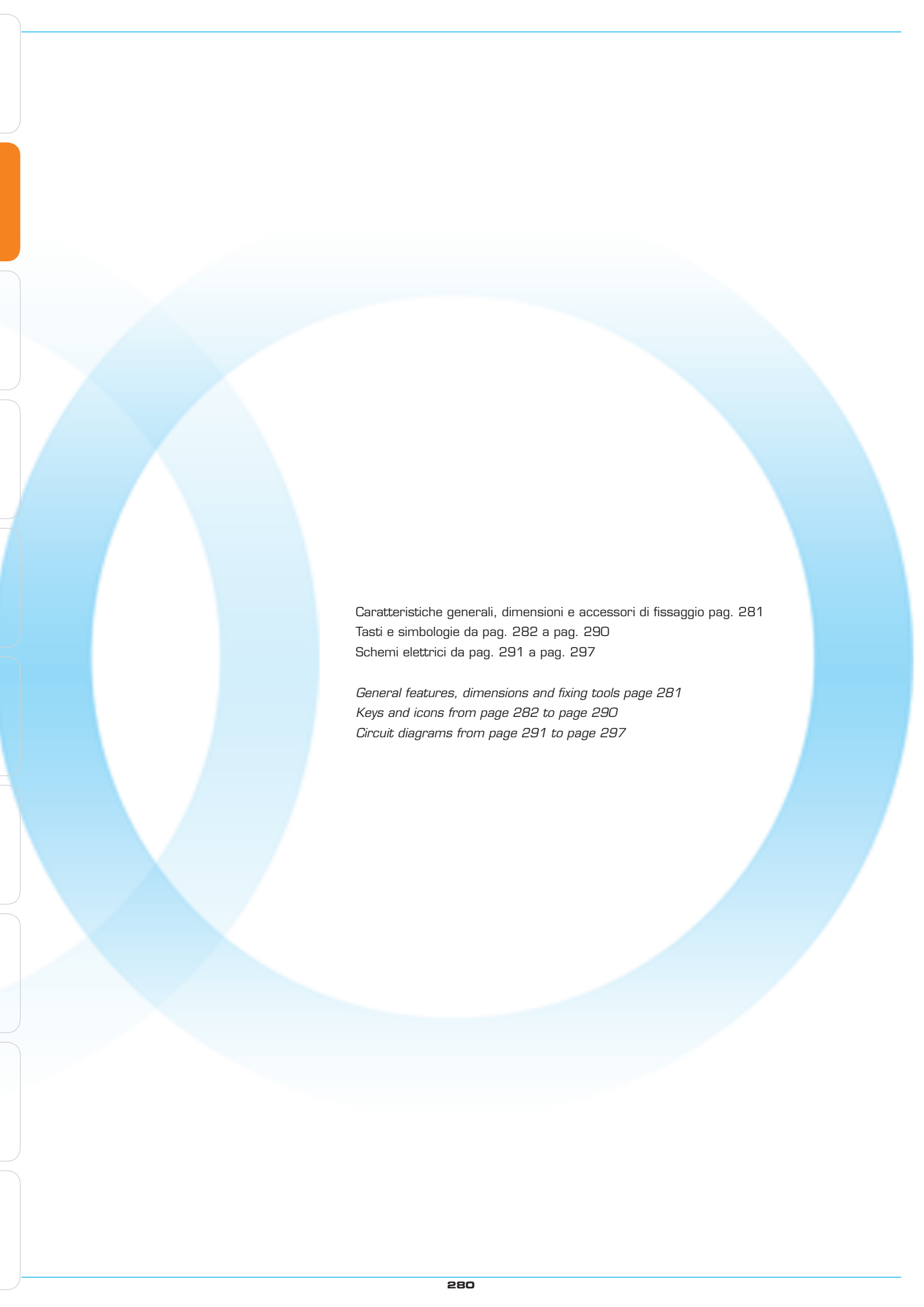
OFF



17.108.000		TASTO NEUTRO NEUTRAL ROCKER SWITCH
17.127.000		RISCALDAMENTO INTERNO HEATING

--	--	--

--	--	--



Caratteristiche generali, dimensioni e accessori di fissaggio pag. 281
Tasti e simbologie da pag. 282 a pag. 290
Schemi elettrici da pag. 291 a pag. 297


*General features, dimensions and fixing tools page 281
Keys and icons from page 282 to page 290
Circuit diagrams from page 291 to page 297*

• **Interruttori a tasto basculante serie "350" "450"**

Materiale corpo, tasto: plastico nero
 Simboli: di colore bianco, serigrafati
 Tipo di terminale: lamellare maschio 6.35mm.
 Illuminazione: lampada T5 1,2 W
 Grado di protezione frontale: IP 54
 Temperatura di funzionamento: - 30°C ÷ +60°C
 Sistema di fissaggio: a molle ricavate dal corpo in nylon
 Carico max: 10 A @ 12V
 5 A @ 24V

• **Rocker switches "350" "450" series**

Housing and button material: black plastic
 Icons: white color, silk screened
 Type of terminal: male blade terminal 6.35mm.
 Lighting: T5 1,2 W Bulb
 Front sealing: IP 54
 Operating temperature: - 30°C ÷ +60°C
 Fixing: snap-in mounting with built-in springs
 Ratings: 10 A @ 12V
 5 A @ 24V




Serie - series "350"



Scala 1:1
 Scale 1:1



Serie - series "450"



Scala 1:1
 Scale 1:1



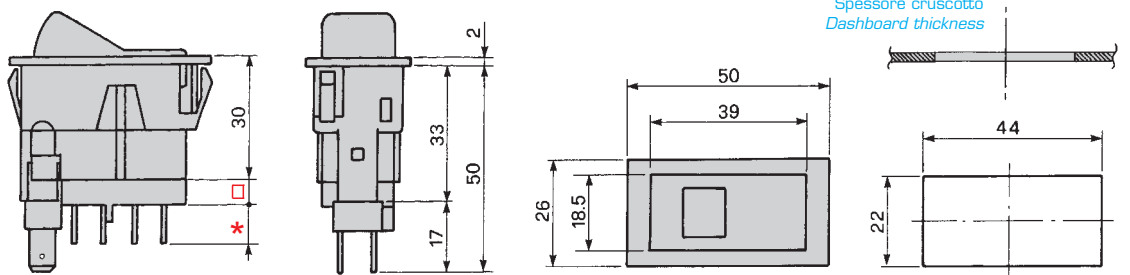
NON ILLUMINATO
 SWITCH OFF




ILLUMINAZIONE DI RICERCA
 LOCATION LIGHTING



ILLUMINAZIONE - FUNZIONE
 FULL ILLUMINATED FUNCTION



OPTIONAL



ESEMPI DI ORIENTAMENTO SIMBOLI - ICON ORIENTATION EXAMPLES

13.350.006



MONTAGGIO
ORIZZONTALE
HORIZONTAL
FIXING



proiettore
da lavoro
anteriore
front work
lamp

13.350.013



MONTAGGIO
ORIZZONTALE
HORIZONTAL
FIXING



proiettore
da lavoro
posteriore
rear work
lamp

13.350.014



MONTAGGIO
VERTICALE
VERTICAL
FIXING



proiettore
da lavoro
anteriore
front work
lamp

13.350.056



MONTAGGIO
VERTICALE
VERTICAL
FIXING



proiettore
da lavoro
posteriore
rear work
lamp

13.350.130



MONTAGGIO
VERTICALE
VERTICAL
FIXING



proiettore
da lavoro
anteriore
front work
lamp

VETRINI SERIE "350" - LENS "350" SERIES

P/N	SIMBOLO ICON	DESCRIZIONE DESCRIPTION	P/N	SIMBOLO ICON	DESCRIZIONE DESCRIPTION	P/N	SIMBOLO ICON	DESCRIZIONE DESCRIPTION
13.350.001		verde green	13.350.013		proiettore lavoro work lamp	13.350.027		plafoniera interior dome light
13.350.002		rosso red	13.350.014		proiettore lavoro work lamp	13.350.028		ventilazione inserita ventilating fan
13.350.003		arancio orange	13.350.015		livello combustibile fuel level	13.350.029		avisatore acustico horn
13.350.004		giallo yellow	13.350.016		emergenza hazard	13.350.030		interruttore luci generali master lighting switch
13.350.005		blu blue	13.350.017		check check	13.350.031		fari fendinebbia fog lights
13.350.115		nero black	13.350.018		proiettore lavoro work lamp	13.350.032		retronebbia rear fog lights
13.350.116		incolore colourless	13.350.019		proiettore lavoro work lamp	13.350.033		lavaproiettori headlight washer
13.350.006		proiettore lavoro work lamp	13.350.020		tergi-Havacristallo windscreen wiper washer	13.350.034		luci strumenti instrument lighting
13.350.007		emergenza hazard	13.350.021		arresto motore engine stop	13.350.035		prova lampade lamp test
13.350.008		elettroventilatore electric fan	13.350.022		porta autista driver door	13.350.036		alzacristallo window winder
13.350.009		check check	13.350.023		apertura porta 1 door 1 opener	13.350.037		riscaldamento supplementare additional heating
13.350.010		termoawiatore preheater	13.350.024		apertura porta 2 door 2 opener	13.350.038		pre-riscaldamento motore engine preheating
13.350.011		tergiproiettore lavacristallo headlight wiper windscreen washer	13.350.025		consenso retromarcia reversing lamp	13.350.039		proiettore piano carico cargo compartment lighting
13.350.012		interruttore luci generali master lighting switch	13.350.026		illuminaz. posto autista driving seat lighting	13.350.040		riscaldamento motore engine heating

P/N	SIMBOLO ICON	DESCRIZIONE DESCRIPTION	P/N	SIMBOLO ICON	DESCRIZIONE DESCRIPTION	P/N	SIMBOLO ICON	DESCRIZIONE DESCRIPTION
13.350.041		retrovisore riscaldato <i>heated rear window</i>	13.350.063		indicatore <i>indicator</i>	13.350.085		tergicristallo <i>windscreen wiper</i>
13.350.042		sedile riscaldabile <i>heated seat</i>	13.350.064		indicatori di direzione rimorchio <i>trailer's direction indicators</i>	13.350.086		termoavviatore <i>preheater</i>
13.350.043		riscaldamento cabina <i>auxiliary heating</i>	13.350.065		tergicristallo <i>windscreen wiper</i>	13.350.087		termoavviatore <i>preheater</i>
13.350.044		emergenza <i>hazard</i>	13.350.066		starter <i>starter</i>	13.350.088		controrotazione aspo <i>swift counter-rotation</i>
13.350.045		interruttore luci generali <i>master lighting switch</i>	13.350.067		sollevamento assale <i>trailing axle</i>	13.350.089		lavacrystallo <i>windscreen washer</i>
13.350.046		tergi-lavacrystallo <i>windscreen wiper washer</i>	13.350.068		bloccaggio assale <i>cross-shaft axle lock</i>	13.350.090		lampada rotante <i>beacon</i>
13.350.047		tergi-lavalunotto <i>rear window wiper washer</i>	13.350.069		lavacrystallo <i>windscreen washer</i>	13.350.091		retronebbia <i>rear fog lights</i>
13.350.048		P.T.O.	13.350.070		plafoniera <i>interior dome light</i>	13.350.092		avvisatore acustico <i>horn</i>
13.350.049		lampada rotante <i>beacon</i>	13.350.071		controllo radar <i>radar control on</i>	13.350.093		fari fendinebbia <i>fog lights</i>
13.350.050		sollevamento anteriore <i>front rockshaft up</i>	13.350.072		controllo unità <i>unit control</i>	13.350.094		cassone sollevato <i>dump body</i>
13.350.051		innesto D.T. 4 WD	13.350.073		plafoniera <i>interior dome light</i>	13.350.095		selezione marce hard/soft <i>hard/soft gearshift</i>
13.350.052		lavacrystallo <i>windscreen washer</i>	13.350.074		4 ruote motrici 4 WD	13.350.096		luce di controllo flusso <i>flux control light</i>
13.350.053		bloccaggio differenziale <i>differential lock</i>	13.350.075		marcia veloce <i>fast gear</i>	13.350.097		luce scale <i>stairs light</i>
13.350.054		P.T.O.	13.350.076		marcia veloce <i>fast gear</i>	13.350.098		luci di posizione <i>parking lights</i>
13.350.055		luci anabbaglianti <i>low beams</i>	13.350.077		gancio traino <i>tow hook</i>	13.350.099		campanello <i>bell</i>
13.350.056		proiettore lavoro <i>work lamp</i>	13.350.078		marcia lenta <i>slow gear</i>	13.350.102		lavacrystallo <i>windscreen washer</i>
13.350.057		lampada rotante <i>beacon</i>	13.350.079		freno a mano inserito <i>hand brake on</i>	13.350.103		sbrinatori <i>defroster</i>
13.350.058		tergi-lavacrystallo <i>windscreen wiper washer</i>	13.350.080		chiusura comandi idraulici <i>hydraulic drive locking</i>	13.350.104		illuminazione posto autista <i>driving seat lighting</i>
13.350.059		indicatore di direzione <i>direction indicator</i>	13.350.081		marcia veloce <i>fast gear</i>	13.350.105		campanello <i>bell</i>
13.350.060		luci di profondità <i>high beams</i>	13.350.082		freni di lavoro <i>work brakes</i>	13.350.106		sbrinatori <i>defroster</i>
13.350.061		marcia lenta <i>slow gear</i>	13.350.083		bloccaggio assale <i>cross-shaft axle lock</i>	13.350.107		lavacrystallo <i>windscreen washer</i>
13.350.062		tergilunotto <i>rear window wiper</i>	13.350.084		azionamento cuscini stabilizzatori <i>pad stabilizers</i>	13.350.108		tergicristallo <i>windscreen wiper</i>

P/N	SIMBOLO ICON	DESCRIZIONE DESCRIPTION	P/N	SIMBOLO ICON	DESCRIZIONE DESCRIPTION	P/N	SIMBOLO ICON	DESCRIZIONE DESCRIPTION
13.350.109		luce di controllo flusso flux control light	13.350.133		filtro aria intasato obstructed air cleaner	13.350.155		comando trinciastocchi cornstalk cutter control
13.350.110		interruttore luci generali master lighting switch	13.350.134		lampada rotante beacon	13.350.156		variatore battitore thresher speed changer
13.350.111		luci anabbaglianti low beams	13.350.135		presa di forza 540 540 power take-off	13.350.157		termoavviatore preheater
13.350.112		retronebbia rear fog lights	13.350.136		presa di forza 1000 1000 power take-off	13.350.158		esclusione terzo martinetto third jack cut-out
13.350.113		plafoniera interior dome light	13.350.137		tergi-lavacrystallo windscreen wiper washer	13.350.159		regolazione deflettori side mirror adjustment
13.350.114		luce scale stairs light	13.350.138		tergi-lavafinotto rear window wiper washer	13.350.160		galleggiamento barra bar floating
13.350.117		controrotazione aspo swift counter-rotation	13.350.139		irrigazione irrigation	13.350.161		comando brandeggio unloader swing
13.350.118		lampada rotante beacon	13.350.140		vibrazioni rullo roll vibrations	13.350.162		livellamento levelling
13.350.119		selezione marce hard/soft hard/soft gearshift	13.350.141		marcia veloce avanti forward fast gear	13.350.163		freno a mano inserito hand brake on
13.350.120		marcia veloce fast gear	13.350.142		marcia veloce indietro back fast gear	13.350.164		avisatore acustico horn
13.350.121		lampada rotante beacon	13.350.143		indicatore di direzione direction indicator	13.350.165		spazzola brush
13.350.122		emergenza hazard	13.350.144		interruttore luce d'angolo corner light	13.350.166		aspiratore extractor
13.350.123		inclinazione longitudinale longitudinal inclination control	13.350.145		stato EDC EDC status	13.350.167		innesto D.T. 4 WD
13.350.124		rotazione micromotori micromotors rotation control	13.350.146		allarme EDC EDC alarm	13.350.168		avviamento automatico self-starter control
13.350.125		inclinazione laterale side inclination control	13.350.147		reset per avviamento motore reset for engine start	13.350.169		innesto D.T. 4 WD
13.350.126		controllo radar radar control on	13.350.148		livellamento longitudinale longitudinal levelling	13.350.170		sensore antipattinamento slip sensor
13.350.127		bloccaggio differenziale differential lock	13.350.149		orientamento barra bar orientation	13.350.171		rotazione micromotori micromotors rotation control
13.350.128		tergicristallo windscreen wiper	13.350.150		livellamento levelling	13.350.172		comando trasmissione auto automatic transmission control
13.350.129		lampada rotante beacon	13.350.151		variatore ventilatore fan speed changer	13.350.173		P.T.O.
13.350.130		proiettore lavoro work lamp	13.350.152		livellamento longitudinale manuale manual longitudinal levelling	13.350.174		luci di profondità e anabbaglianti high and low beams
13.350.131		proiettore lavoro work lamp	13.350.153		livellamento longitudinale manuale manual longitudinal levelling	13.350.175		luci di posizione parking lights
13.350.132		funzione gru crane	13.350.154		livellamento trasversale transverse levelling	13.350.176		frigorifero inserito refrigerator on

P/N	SIMBOLO ICON	DESCRIZIONE DESCRIPTION	P/N	SIMBOLO ICON	DESCRIZIONE DESCRIPTION	P/N	SIMBOLO ICON	DESCRIZIONE DESCRIPTION
13.350.177		fari lavoro work lamps	13.350.199		assale sospeso suspension axle	13.0350.0224		interruttore luce d'angolo corner light
13.350.178		blocco stabilizzatori stabilizers lock	13.350.200		cassone sollevato dump body	13.0350.0225		innesto D.T. 4 WD
13.350.179		pompa di sentina bilge pump	13.350.204		interruttore luci generali master lighting switch	13.0350.0226		luci di profondità top top high beams
13.350.180		assale sospeso suspension axle	13.350.205		tergicristallo windscreen wiper	13.0350.0227		EFH esterno cabina EFH external in CAB
13.350.181		assale sospeso suspension axle	13.350.206		retronebbia rear fog lights	13.350.228		modalità EFH EFH mode
13.350.182		indicatore di carico load indicator	13.350.207		luci anabbaglianti low beams	13.0350.0229		fari lavoro work lamps
13.350.183		fork comp	13.350.208		prima marcia first gear	13.0350.0230		EFH generale master EFH
13.350.184		innesto D.T. 4 WD	13.350.209		seconda marcia second gear	13.0350.0231		doppia potenza twin power
13.350.185		lampada rotante beacon	13.350.210		stabilizzatore sx left stabilizer	13.0350.0232		sovraccarico overload-override
13.350.186		ventola riscaldamento heating fan	13.350.211		stabilizzatore dx right stabilizer	13.0350.0233		bloccaggio differenziale differential lock
13.350.187		blocco stabilizzatori stabilizers lock	13.350.212		livellamento levelling	13.0350.0234		innesto D.T. 4 WD
13.350.188		carica generatore generator load	13.350.213		sollevatore lifter	13.0350.0235		test blocco cabina CAB lock test
13.350.189		pressione olio motore engine oil pressure	13.0350.0214		bloccaggio differenziale differential lock	13.0350.0236		ABS
13.350.190		temperatura acqua water temperature	13.0350.0215		RPM costanti constant RPM	13.0350.0237		aria condizionata air conditioning
13.350.191		livello olio idraulico hydraulic oil level	13.0350.0216		acceleratore boost	13.0350.0238		retrovisore riscaldato heated rear window
13.350.192		temperatura olio cambio transmission oil temperature	13.0350.0217		tergi-lavalunotto rear window wiper washer	13.0350.0239		ricircolo aria air recirculation
13.350.193		fuori giri over rpm	13.0350.0218		lavacristallo windscreen washer	13.0350.0240		ASR
13.350.194		filtro aria air cleaner	13.0350.0219		sollevatore alzato/abbassato rockshaft up/down	13.0350.0241		diagnostica motore engine diagnostic
13.350.195		livello combustibile fuel level	13.0350.0220		innesto D.T. 4 WD	13.0350.0242		bloccaggio differenziale differential lock
13.350.196		luci di profondità high beams	13.0350.0221		bloccaggio differenziale differential lock	13.0350.0243		indicatore indicator
13.350.197		innesto D.T. 4 WD	13.0350.0222		calibrazione/selezione calibration/selection	13.0350.0244		tergi-lavalunotto rear window wiper washer
13.350.198		sollevatore alzato/abbassato rockshaft up/down	13.0350.0223		regolazione orologio clock adjustment	13.0350.0245		proiettore lavoro work lamp

P/N	SIMBOLO ICON	DESCRIZIONE DESCRIPTION	P/N	SIMBOLO ICON	DESCRIZIONE DESCRIPTION	P/N	SIMBOLO ICON	DESCRIZIONE DESCRIPTION
13.0350.0246		auto P.T.O.	13.0350.0270		bloccaggio differenziale automatico auto differential lock	13.0350.0292		temperatura acqua water temperature
13.0350.0247		comando P.T.O. freno P.T.O. brake	13.0350.0271		indicatore livello olio oil level indicator	13.0350.0293		innesto D.T. 4 WD
13.0350.0248		ABS	13.0350.0272		indicatore temperatura olio oil temperature indicator	13.0350.0294		sollevamento anteriore front rockshaft up
13.0350.0249		luci di profondità high beams	13.0350.0273		pressione olio trasmissione transmission oil pressure	13.0350.0295		stop
13.0350.0250		carica generatore generator load	13.0350.0274		prova lampade lamp test	13.0350.0296		avviso manutenzione maintenance
13.0350.0251		pressione olio motore engine oil pressure	13.0350.0275		tergi-lavacrystallo windscreen wiper washer	13.0350.0297		movimento nastro belt up/down
13.0350.0252		innesto D.T. 4 WD	13.0350.0276		proiettore da lavoro anteriore front work lamp	13.0350.0298		fuoco fire
13.0350.0253		EFH esterno cabina EFH external in CAB	13.0350.0277		check navicella basket check	13.0350.0299		errore generale macchina vehicle failure
13.0350.0254		filtro olio idrostatico hydrostatic oil filter	13.0350.0278		bloccaggio sterzo steering lock	13.0350.0300		freno di stazionamento rimorchio trailer parking brake
13.0350.0255		pressione olio idrostatico hydrostatic oil pressure	13.0350.0279		controllo indicatori di direzione rimorchio trailer's direction indicators check	13.0350.0301		livello liquido refrigerante coolant level
13.0350.0256		filtro olio idraulico hydraulic fluid filter	13.0350.0280		rottura funi towline breaking	13.0350.0302		acqua nel gasolio water into fuel
13.0350.0257		temperatura olio cambio transmission oil temperature	13.0350.0281		tergicristallo windscreen wiper	13.0350.0303		sblocco unlock
13.0350.0258		tergi-lavalunotto rear window wiper washer	13.0350.0282		indicatore di direzione rimorchio trailer's direction indicator	13.0350.0304		sblocco unlock
13.0350.0259		filtro olio idrostatico hydrostatic oil filter	13.0350.0283		carica generatore generator load	13.0350.0305		ON/OFF
13.0350.0260		comando P.T.O. freno P.T.O. brake	13.0350.0284		marcia veloce fast gear	13.0350.0306		icona personalizzata custom icon
13.0350.0261		pompa idraulica hydraulic pump	13.0350.0285		marcia lenta slow gear	13.0350.0307		lavalunotto rear window washer
13.0350.0262		blocco line lock	13.0350.0286		marcia lenta slow gear	13.0350.0308		tergi-lavacrystallo windscreen wiper washer
13.0350.0263		freno a mano inserito hand brake on	13.0350.0287		innesto D.T. 4 WD	13.0350.0309		sollevatore alzato rockshaft up
13.0350.0264		proiettore lavoro work lamp	13.0350.0288		UP	13.0350.0310		sollevatore idraulico hydraulic master
13.0350.0265		proiettore lavoro work lamp	13.0350.0289		casa home	13.0350.0311		EFH esterno cabina EFH external in cab
13.0350.0268		bloccaggio differenziale differential lock	13.0350.0290		controllo indicatori di direzione rimorchio trailer's direction indicators check	13.0350.0312		presa di forza P.T.O.
13.0350.0269		innesto auto DT automatic 4 WD	13.0350.0291		pressione olio motore engine oil pressure	13.0350.0313		icona personalizzata custom icon

P/N	SIMBOLO ICON	DESCRIZIONE DESCRIPTION	P/N	SIMBOLO ICON	DESCRIZIONE DESCRIPTION	P/N	SIMBOLO ICON	DESCRIZIONE DESCRIPTION
13.0350.0314		icona personalizzata custom icon	13.0350.0336		marcia lenta slow gear			
13.0350.0315		temperatura filtro filter temperature						
13.0350.0316		disattivazione filtro antiparticolato particulate filter inhibit						
13.0350.0317		sfilza rilascio freno slow brake release						
13.0350.0318		attivazione filtro antiparticolato particulate filter regeneration						
13.0350.0319		contrappeso bloccato counterweight locked						
13.0350.0320		blocco rotazione swing lock						
13.0350.0321		icona personalizzata custom icon						
13.0350.0322		icona personalizzata custom icon						
13.0350.0323		icona personalizzata custom icon						
13.0350.0324		tergi-lavacrystallo windscreen wiper washer						
13.0350.0325		luci anabbaglianti low beams						
13.0350.0326		proiettore lavoro worklamp						
13.0350.0327		planter						
13.0350.0328		modalità galleggiante float mode						
13.0350.0329		P.T.O.						
13.0350.0330		temperatura sistema emissione motore engine emission system temperature						
13.0350.0331		controllo motore engine check						
13.0350.0332		modalità galleggiante su float mode up						
13.0350.0333		modalità galleggiante LH-RH float mode LH-RH						
13.0350.0334		modalità galleggiante RH float mode RH						
13.0350.0335		modalità galleggiante RH float mode RH						

ESEMPI DI ORIENTAMENTO SIMBOLI - ICON ORIENTATION EXAMPLES

13.450.006



MONTAGGIO
ORIZZONTALE
HORIZONTAL
FIXING



proiettore
da lavoro
anteriore
front work
lamp

13.450.013



MONTAGGIO
ORIZZONTALE
HORIZONTAL
FIXING



proiettore
da lavoro
posteriore
rear work
lamp

13.450.014



MONTAGGIO
VERTICALE
VERTICAL
FIXING



proiettore
da lavoro
anteriore
front work
lamp

13.450.056



MONTAGGIO
VERTICALE
VERTICAL
FIXING



proiettore
da lavoro
posteriore
rear work
lamp

13.450.019



MONTAGGIO
VERTICALE
VERTICAL
FIXING



proiettore
da lavoro
anteriore
front work
lamp


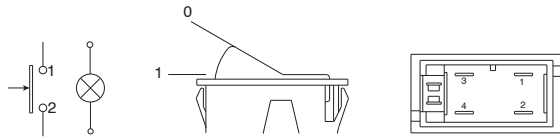
VETRINI SERIE "450" - LENS "450" SERIES

P/N	SIMBOLO ICON	DESCRIZIONE DESCRIPTION	P/N	SIMBOLO ICON	DESCRIZIONE DESCRIPTION	P/N	SIMBOLO ICON	DESCRIZIONE DESCRIPTION
13.450.001		tasto neutro neutral rocker switch	13.450.021		arresto motore engine stop	13.450.035		prova lampade lamp test
13.450.006		proiettore lavoro work lamp	13.450.022		porta autista driver door	13.450.036		alzacrystallo window winder
13.450.007		emergenza hazard	13.450.023		apertura porta 1 door 1 opener	13.450.037		riscaldamento supplementare additional heating
13.450.008		elettroventilatore electric fan	13.450.024		apertura porta 2 door 2 opener	13.450.038		preriscaldamento motore engine preheating
13.450.009		check	13.450.025		consenso retromarcia reversing lamp	13.450.039		proiettore piano carico cargo compartment lighting
13.450.010		termoawiatore preheater	13.450.026		illuminazione posto autista driving seat lighting	13.450.040		riscaldamento motore engine heating
13.450.011		tergiproiettore lavacrystallo headlight wiper windscreen washer	13.450.027		plafoniera interior dome light	13.450.041		retrovisore riscaldato heated rear window
13.450.012		interruttore luci generali master lighting switch	13.450.028		ventilazione inserita ventilating fan	13.450.042		sedile riscaldabile heated seat
13.450.013		proiettore lavoro work lamp	13.450.029		awisatore acustico horn	13.450.043		riscaldamento cabina auxiliary heating
13.450.014		proiettore lavoro work lamp	13.450.030		interruttore luci generali master lighting switch	13.450.044		emergenza hazard
13.450.015		livello combustibile fuel level	13.450.031		fari fendinebbia fog lights	13.450.045		interruttore luci generali master lighting switch
13.450.016		emergenza hazard	13.450.032		retronebbia rear fog lights	13.450.046		tergi-lavacrystallo windscreen wiper washer
13.450.019		proiettore lavoro work lamp	13.450.033		lavaproiettori headlight washer	13.450.047		tergi-lavallunotto rear window wiper washer
13.450.020		tergi-lavacrystallo windscreen wiper washer	13.450.034		luci strumenti instrument lighting	13.450.048		presa di forza power take-off

P/N	SIMBOLO ICON	DESCRIZIONE DESCRIPTION	P/N	SIMBOLO ICON	DESCRIZIONE DESCRIPTION	P/N	SIMBOLO ICON	DESCRIZIONE DESCRIPTION
13.450.049		lampada rotante beacon	13.450.071		controllo radar radar control on	13.450.094		sollevatore alzato rockshaft up
13.450.050		sollevamento anteriore front rockshaft up	13.450.072		controllo unità unit control	13.450.095		sollevatore alzato/abbassato rockshaft up/down
13.450.051		innesto D.T. 4 WD	13.450.073		plafoniera interior dome light	13.450.096		sollevatore alzato/abbassato rockshaft up/down
13.450.052		lavacrystallo windscreen washer	13.450.074		innesto D.T. 4 WD	13.450.097		innesto D.T. 4 WD
13.450.053		bloccaggio differenziale differential lock	13.450.075		marcia veloce fast gear	13.450.098		bloccaggio differenziale differential lock
13.450.054		presa di forza power take-off	13.450.076		marcia veloce fast gear	13.450.099		innesto D.T. 4 WD
13.450.055		luci anabbaglianti low beams	13.450.077		gancio traino tow hook	13.450.100		presa di forza modulata modulated power take-off
13.450.056		proiettore lavoro work lamp	13.450.078		marcia lenta slow gear	13.450.101		bloccaggio differenziale differential lock
13.450.057		lampada rotante beacon	13.450.079		freno a mano inserito hand brake on	13.450.102		interruttore luci generali master lighting switch
13.450.058		tergi-lavacrystallo windscreen wiper washer	13.450.080		chiusura comandi idraulici hydraulic drive locking	13.450.103		innesto D.T. 4 WD
13.450.059		indicatore di direzione direction indicator	13.450.082		freni di lavoro work brakes	13.450.104		comando trasmissione auto automatic transmission control
13.450.060		luci di profondità high beams	13.450.083		bloccaggio assale cross-shaft axle lock	13.450.105		calibrazione/selezione calibration/selection
13.450.061		marcia lenta slow gear	13.450.084		azionamento cuscini stabilizzatori pad stabilizers	13.450.106		regolazione orologio clock adjustment
13.450.062		tergilunotto rear window wiper	13.450.085		tergicristallo windscreen wiper	13.450.107		sollevatore alzato/abbassato rockshaft up/down
13.450.063		indicatore indicator	13.450.086		termoavviatore preheater	13.450.108		assale sospeso suspension axle
13.450.064		indicatori di direzione rimorchio trailer's direction indicators	13.450.087		termoavviatore preheater	13.450.109		presa di forza modulata modulated power take-off
13.450.065		tergicristallo windscreen wiper	13.450.088		controrotazione aspo swift counter-rotation	13.450.110		luci di profondità aux aux high beams
13.450.066		starter	13.450.089		tergi-lavapunotto rear window wiper washer	13.0450.0111		5° martinetto fifth jack
13.450.067		sollevamento assale trailing axle	13.450.090		calibrazione/selezione calibration/selection	13.0450.0112		svolta automatica headland turn
13.450.068		bloccaggio assale cross-shaft axle lock	13.450.091		sollevatore alzato rockshaft up	13.0450.0113		incremento giri motore erpm up
13.450.069		lavacrystallo windscreen washer	13.450.092		lavacrystallo windscreen washer	13.0450.0114		RPM costanti constant RPM
13.450.070		plafoniera interior dome light	13.450.093		regolazione orologio clock adjustment	13.0450.0115		blocco stabilizzatori stabilizers lock


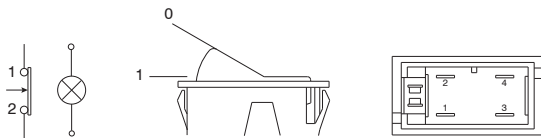
P/N	SIMBOLO ICON	DESCRIZIONE DESCRIPTION	P/N	SIMBOLO ICON	DESCRIZIONE DESCRIPTION	P/N	SIMBOLO ICON	DESCRIZIONE DESCRIPTION
13.0450.0116		innesto D.T. 4 WD	13.0450.0138		autoguidati self-directed	13.0450.0160		blocco pilota automatico automatic pilot lock
13.0450.0117		calibrazione calibration	13.0450.0139		potenza elettrica electric power			
13.0450.0118		blocco stabilizzatori stabilizers lock	13.0450.0140		blocco stabilizzatori stabilizers lock			
13.0450.0119		P.T.O. modulata modulated P.T.O.	13.0450.0141		EFH generale master EFH			
13.0450.0120		innesto D.T. 4 WD	13.0450.0142		sollevatore idraulico hydraulic master			
13.0450.0121		innesto D.T. 4 WD	13.0450.0143		sollevatore alzato/ abbassato rockshaft up/down			
13.0450.0122		UP	13.0450.0144		modalità EFH EFH mode			
13.0450.0123		casa home	13.0450.0145		EFH raise/work			
13.0450.0124		innesto D.T. 4 WD	13.0450.0146		reattività reactivity			
13.0450.0125		innesto D.T. 4 WD	13.0450.0147		icona personalizzata custom icon			
13.0450.0126		sollevatore alzato rockshaft up	13.0450.0148		icona personalizzata custom icon			
13.0450.0127		estensione tirante tie bar extension	13.0450.0149		icona personalizzata custom icon			
13.0450.0128		stab. sx left stabilizer	13.0450.0150		comando D.T. 4 WD			
13.0450.0129		staccabatteria battery isolator	13.0450.0151		blocco stabilizzatori stabilizers lock			
13.0450.0130		lavalunotto rear window washer	13.0450.0152		comando P.T.O. freno P.T.O. brake			
13.0450.0131		tergi-lavacrystallo windscreen wiper washer	13.0450.0153		giri motore costante steady engine RPM			
13.0450.0132		sollevatore alzato/ abbassato rockshaft up/down	13.0450.0154		aumento automatico giri motore automatic engine RPM increase			
13.0450.0133		sollevatore idraulico hydraulic master	13.0450.0155		marcia lenta slow gear			
13.0450.0134		EFH esterno cabina EFH external in cab	13.0450.0156		bloccaggio differenziale differential lock			
13.0450.0135		presa di forza P.T.O.	13.0450.0157		icona personalizzata custom icon			
13.0450.0136		innesto D.T. 4 WD	13.0450.0158		pilota automatico automatic pilot			
13.0450.0137		bloccaggio differenziale differential lock	13.0450.0159		icona personalizzata custom icon			

SCHEMI ELETTRICI SERIE "350 - 450" - CIRCUIT DIAGRAMS "350 - 450" SERIES




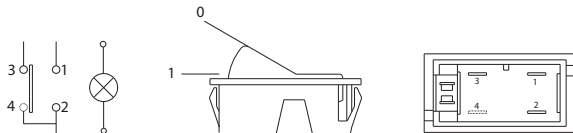
BLOCCHETTO
connector
30.16.04092

SERIE - SERIES 350	SERIE - SERIES 350 contatti dorati gold-plated contacts
13.350.000	-
SERIE - SERIES 450	SERIE - SERIES 450 contatti dorati gold-plated contacts
13.450.000	-




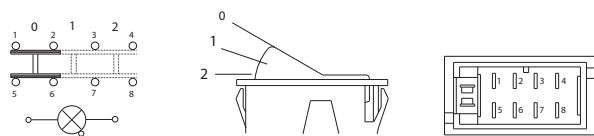
BLOCCHETTO
connector
30.16.04092

SERIE - SERIES 350	SERIE - SERIES 350 contatti dorati gold-plated contacts
13.351.000	-
SERIE - SERIES 450	SERIE - SERIES 450 contatti dorati gold-plated contacts
13.451.000	-



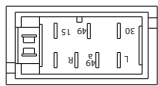
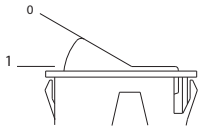
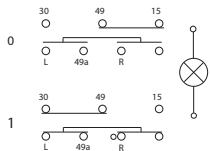
BLOCCHETTO
connector
30.16.04092

SERIE - SERIES 350	SERIE - SERIES 350 contatti dorati gold-plated contacts
16.350.000	-
SERIE - SERIES 450	SERIE - SERIES 450 contatti dorati gold-plated contacts
16.480.000	16.0499.0000



BLOCCHETTO
connector
30.16.04095

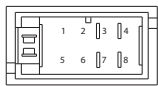
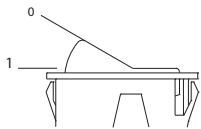
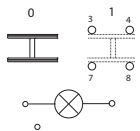
SERIE - SERIES 350	SERIE - SERIES 350 contatti dorati gold-plated contacts
16.351.000	-
SERIE - SERIES 450	SERIE - SERIES 450 contatti dorati gold-plated contacts
16.481.000	-



* = 8 mm
□ = 7 mm

BLOCCETTO
connector
30.16.04093

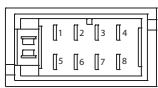
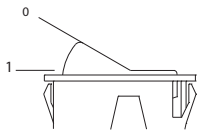
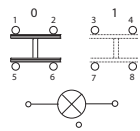
SERIE - <i>SERIES</i> 350	SERIE - <i>SERIES</i> 350 contatti dorati gold-plated contacts
16.352.000	-
SERIE - <i>SERIES</i> 450	SERIE - <i>SERIES</i> 450 contatti dorati gold-plated contacts
16.482.000	-



* = 8 mm
□ = 7 mm

BLOCCETTO
connector
30.16.04095

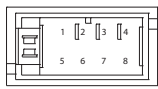
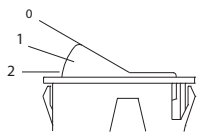
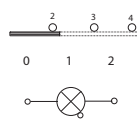
SERIE - <i>SERIES</i> 350	SERIE - <i>SERIES</i> 350 contatti dorati gold-plated contacts
16.353.000	-
SERIE - <i>SERIES</i> 450	SERIE - <i>SERIES</i> 450 contatti dorati gold-plated contacts
16.483.000	-



* = 8 mm
□ = 7 mm

BLOCCETTO
connector
30.16.04095

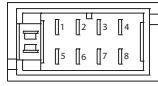
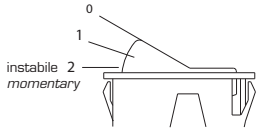
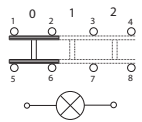
SERIE - <i>SERIES</i> 350	SERIE - <i>SERIES</i> 350 contatti dorati gold-plated contacts
16.354.000	-
SERIE - <i>SERIES</i> 450	SERIE - <i>SERIES</i> 450 contatti dorati gold-plated contacts
16.484.000	-



* = 8 mm
□ = 7 mm

BLOCCETTO
connector
30.16.04095

SERIE - <i>SERIES</i> 350	SERIE - <i>SERIES</i> 350 contatti dorati gold-plated contacts
16.355.000	-
SERIE - <i>SERIES</i> 450	SERIE - <i>SERIES</i> 450 contatti dorati gold-plated contacts
16.485.000	-



* = 8 mm
□ = 7 mm

BLOCCETTO
connector
30.16.04095

SERIE - *SERIES*
350

SERIE - *SERIES* 350
contatti dorati
gold-plated contacts

16.357.000

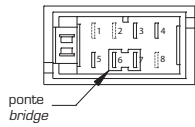
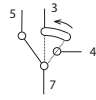
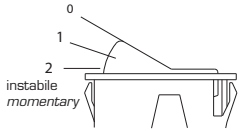
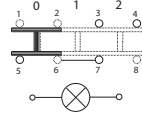
-

SERIE - *SERIES*
450

SERIE - *SERIES* 450
contatti dorati
gold-plated contacts

16.487.000

-



* = 8 mm
□ = 7 mm

BLOCCETTO
connector
30.16.04095

SERIE - *SERIES*
350

SERIE - *SERIES* 350
contatti dorati
gold-plated contacts

16.358.000

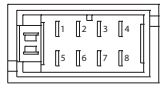
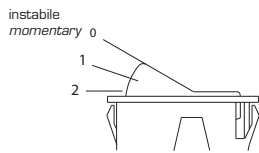
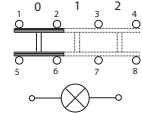
-

SERIE - *SERIES*
450

SERIE - *SERIES* 450
contatti dorati
gold-plated contacts

16.488.000

-



* = 8 mm
□ = 7 mm

BLOCCETTO
connector
30.16.04095

SERIE - *SERIES*
350

SERIE - *SERIES* 350
contatti dorati
gold-plated contacts

16.359.000

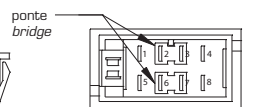
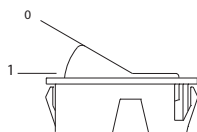
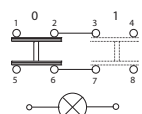
-

SERIE - *SERIES*
450

SERIE - *SERIES* 450
contatti dorati
gold-plated contacts

16.489.000

-



* = 8 mm
□ = 7 mm

BLOCCETTO
connector
30.16.04095

SERIE - *SERIES*
350

SERIE - *SERIES* 350
contatti dorati
gold-plated contacts

16.434.000

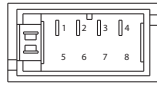
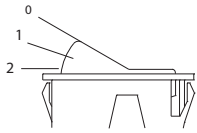
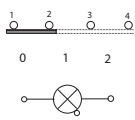
-

SERIE - *SERIES*
450

SERIE - *SERIES* 450
contatti dorati
gold-plated contacts

16.498.000

16.0505.0000



* = 8 mm
□ = 7 mm

BLOCCETTO
connector
30.16.04095

SERIE - *SERIES*
350

SERIE - *SERIES* 350
contatti dorati
gold-plated contacts

16.0445.0000

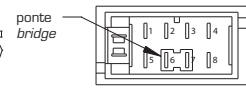
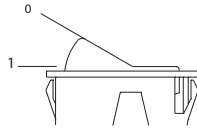
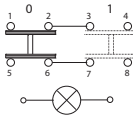
-

SERIE - *SERIES*
450

SERIE - *SERIES* 450
contatti dorati
gold-plated contacts

16.0503.0000

-



* = 8 mm
□ = 7 mm

BLOCCETTO
connector
30.16.04095

SERIE - *SERIES*
350

SERIE - *SERIES* 350
contatti dorati
gold-plated contacts

16.0470.0000

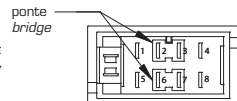
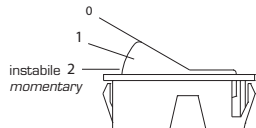
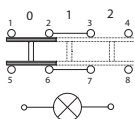
-

SERIE - *SERIES*
450

SERIE - *SERIES* 450
contatti dorati
gold-plated contacts

16.0509.0000

16.0510.0000



* = 8 mm
□ = 7 mm

BLOCCETTO
connector
30.16.04095

SERIE - *SERIES*
350

SERIE - *SERIES* 350
contatti dorati
gold-plated contacts

16.0477.0000

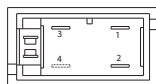
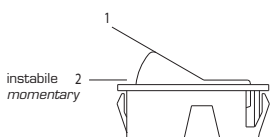
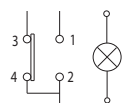
-

SERIE - *SERIES*
450

SERIE - *SERIES* 450
contatti dorati
gold-plated contacts

16.0516.0000

-



* = 9,5 mm
□ = 3,5 mm

BLOCCETTO
connector
30.16.04092

SERIE - *SERIES*
350

SERIE - *SERIES* 350
contatti dorati
gold-plated contacts

17.350.0000

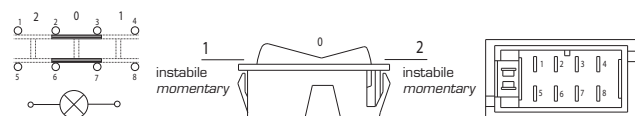
-

SERIE - *SERIES*
450

SERIE - *SERIES* 450
contatti dorati
gold-plated contacts

17.464.0000

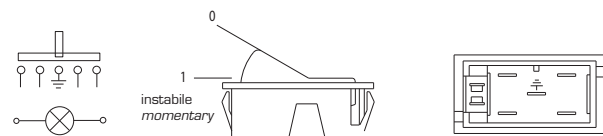
17.0478.0000



* = 8 mm
 □ = 7 mm

BLOCCETTO
 connector
 30.16.04095

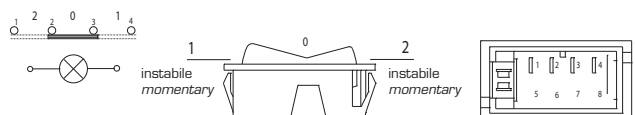
SERIE - <i>SERIES</i> 350	SERIE - <i>SERIES</i> 350 contatti dorati gold-plated contacts
17.351.000	-
SERIE - <i>SERIES</i> 450	SERIE - <i>SERIES</i> 450 contatti dorati gold-plated contacts
17.465.000	-



* = 9,5 mm
 □ = 3,5 mm

BLOCCETTO
 connector
 30.16.04094

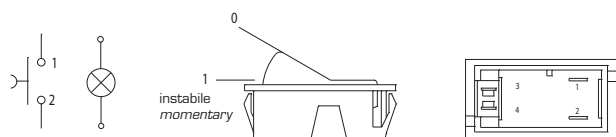
SERIE - <i>SERIES</i> 350	SERIE - <i>SERIES</i> 350 contatti dorati gold-plated contacts
17.352.000	-
SERIE - <i>SERIES</i> 450	SERIE - <i>SERIES</i> 450 contatti dorati gold-plated contacts
17.466.000	-



* = 8 mm
 □ = 7 mm

BLOCCETTO
 connector
 30.16.04095

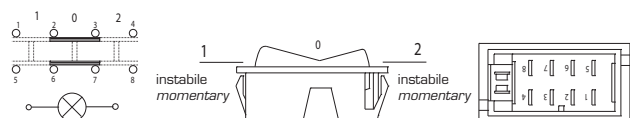
SERIE - <i>SERIES</i> 350	SERIE - <i>SERIES</i> 350 contatti dorati gold-plated contacts
17.353.000	17.0512.0000
SERIE - <i>SERIES</i> 450	SERIE - <i>SERIES</i> 450 contatti dorati gold-plated contacts
17.467.000	17.0513.0000



* = 9,5 mm
 □ = 3,5 mm

BLOCCETTO
 connector
 30.16.04092

SERIE - <i>SERIES</i> 350	SERIE - <i>SERIES</i> 350 contatti dorati gold-plated contacts
17.354.000	-
SERIE - <i>SERIES</i> 450	SERIE - <i>SERIES</i> 450 contatti dorati gold-plated contacts
17.468.000	-



* = 8 mm
 □ = 7 mm

BLOCCETTO
 connector
 30.16.04095

SERIE - *SERIES*
 350

SERIE - *SERIES* 350
 contatti dorati
 gold-plated contacts

17.355.000

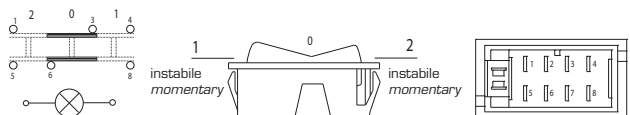
-

SERIE - *SERIES*
 450

SERIE - *SERIES* 450
 contatti dorati
 gold-plated contacts

17.469.000

-



* = 8 mm
 □ = 7 mm

BLOCCETTO
 connector
 30.16.04095

SERIE - *SERIES*
 350

SERIE - *SERIES* 350
 contatti dorati
 gold-plated contacts

17.356.000

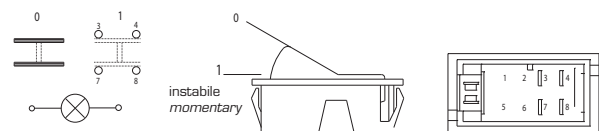
-

SERIE - *SERIES*
 450

SERIE - *SERIES* 450
 contatti dorati
 gold-plated contacts

17.470.000

-



* = 8 mm
 □ = 7 mm

BLOCCETTO
 connector
 30.16.04095

SERIE - *SERIES*
 350

SERIE - *SERIES* 350
 contatti dorati
 gold-plated contacts

17.357.000

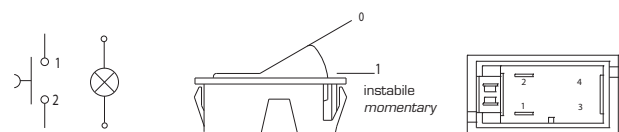
-

SERIE - *SERIES*
 450

SERIE - *SERIES* 450
 contatti dorati
 gold-plated contacts

17.477.000

-



* = 9,5 mm
 □ = 3,5 mm

BLOCCETTO
 connector
 30.16.04092

SERIE - *SERIES*
 350

SERIE - *SERIES* 350
 contatti dorati
 gold-plated contacts

17.358.000

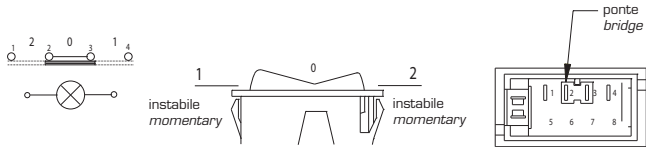
-

SERIE - *SERIES*
 450

SERIE - *SERIES* 450
 contatti dorati
 gold-plated contacts

17.476.000

-



* = 8 mm
 □ = 7 mm

BLOCCHETTO
 connector
 30.16.04095

SERIE - *SERIES*
 350

SERIE - *SERIES* 350
 contatti dorati
 gold-plated contacts

17.0403.0000

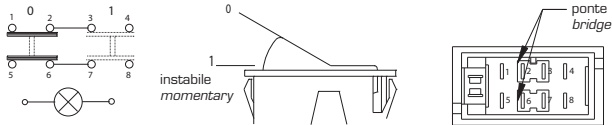
17.0417.0000

SERIE - *SERIES*
 450

SERIE - *SERIES* 450
 contatti dorati
 gold-plated contacts

17.0479.0000

17.0480.0000



* = 8 mm
 □ = 7 mm

BLOCCHETTO
 connector
 30.16.04095

SERIE - *SERIES*
 350

SERIE - *SERIES* 350
 contatti dorati
 gold-plated contacts

17.0489.0000

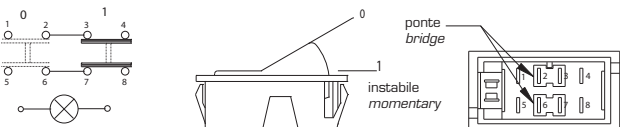
17.0497.0000

SERIE - *SERIES*
 450

SERIE - *SERIES* 450
 contatti dorati
 gold-plated contacts

17.0490.0000

17.0491.0000



* = 8 mm
 □ = 7 mm

BLOCCHETTO
 connector
 30.16.04095

SERIE - *SERIES*
 350

SERIE - *SERIES* 350
 contatti dorati
 gold-plated contacts

17.0418.0000

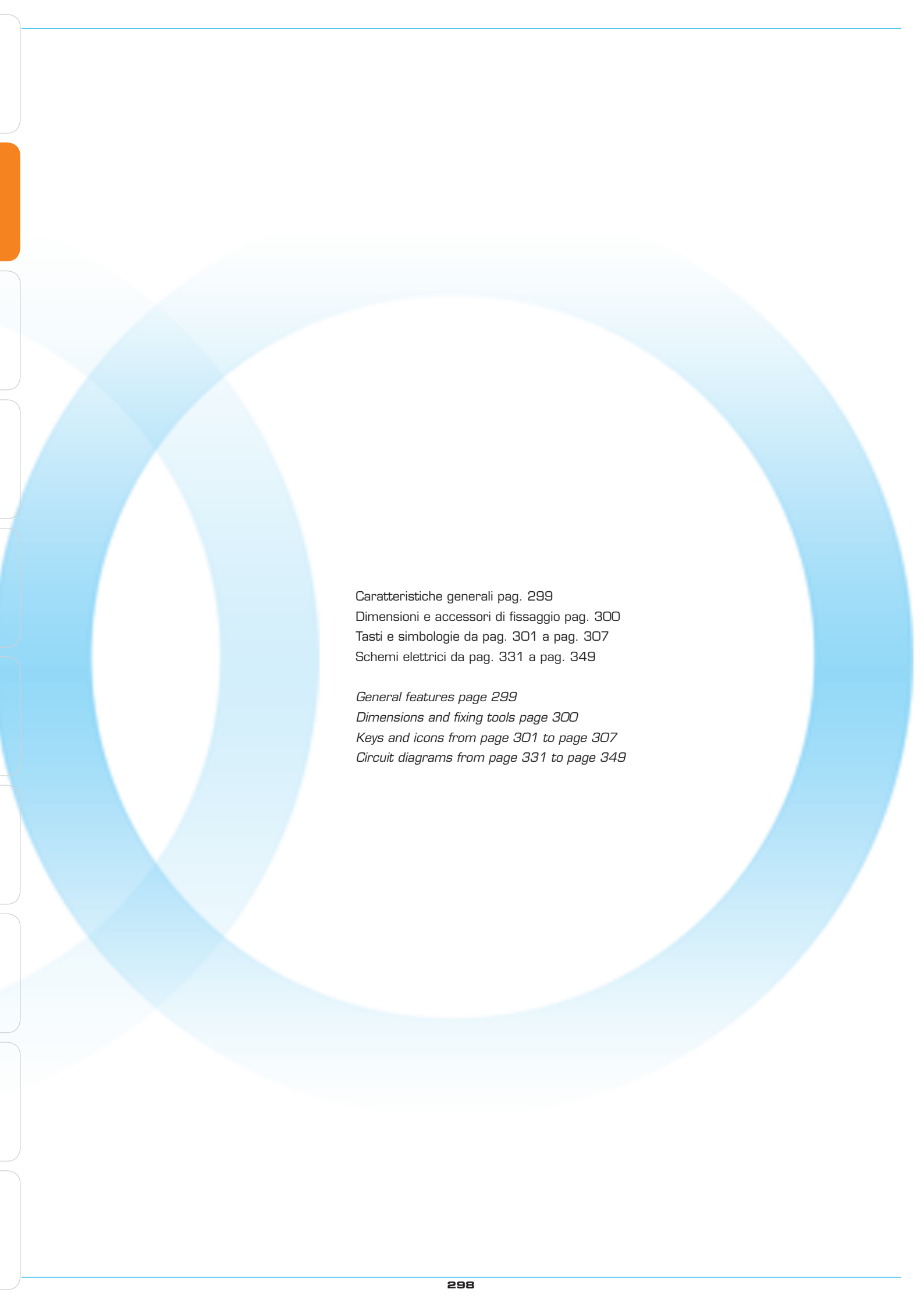
17.0419.0000

SERIE - *SERIES*
 450

SERIE - *SERIES* 450
 contatti dorati
 gold-plated contacts

17.0494.0000

-



Caratteristiche generali pag. 299
Dimensioni e accessori di fissaggio pag. 300
Tasti e simbologie da pag. 301 a pag. 307
Schemi elettrici da pag. 331 a pag. 349

*General features page 299
Dimensions and fixing tools page 300
Keys and icons from page 301 to page 307
Circuit diagrams from page 331 to page 349*

• **Interruttori a tasto basculante serie "600"**

Materiale di corpo, tasto: acetalico nero
 Simboli: di colore bianco, stampigliati a caldo o serigrafati
 Tipo di terminale: lamellare maschio 6.35mm.
 Illuminazione: lampada 30mA 12/24V LED 12V o 24V
 Grado di protezione frontale: IP 65
 Temperatura di funzionamento: - 40°C ÷ +85°C
 Carico max: 10 A @ 12V
 5 A @ 24V

• **Rocker switches "600" series**


Housing and button material: black acetal resin
 Icons: white color, hot stamped or silk screened
 Type of terminal: male blade terminal 6.35mm.
 Lighting: 12/24V Bulb - 12V or 24V LED
 Front sealing: IP 65
 Operating temperature: - 40°C ÷ +85°C
 Ratings: 10 A @ 12V
 5 A @ 24V



**Serie - series
"600"**



Scala 1:1
Scale 1:1



NON ILLUMINATO
SWITCH OFF


ILLUMINAZIONE DI RICERCA
LOCATION LIGHTING

ILLUMINAZIONE - FUNZIONE
FULL ILLUMINATED FUNCTION

LAMPADA
BULB



ESEMPI COLORE LED
EXAMPLES OF LED COLOR

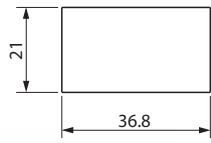


FORATURA - FIXING HOLE


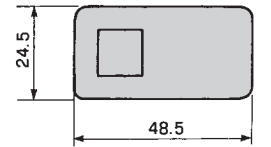
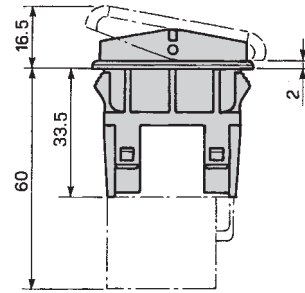
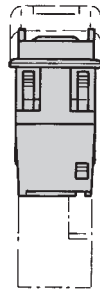
mm 21 x 36,8

SERIE - SERIES

"600"



Scala 1:1
Scale 1:1



1,5 ± 3 mm.
Spessore cruscotto
Dashboard thickness

OPTIONAL



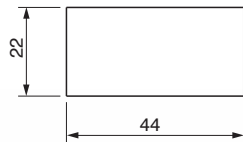
(Vedi - see optional pag. 406)

FORATURA - FIXING HOLE

mm 22 x 44


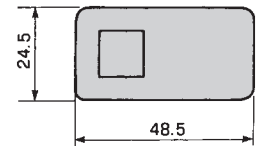
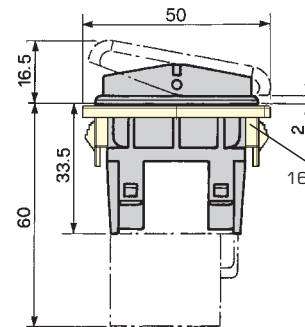
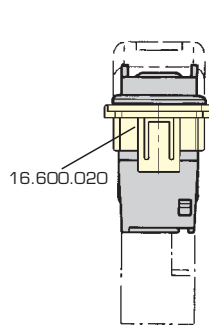
SERIE - SERIES

"600"



16.600.020

Scala 1:1
Scale 1:1



1,5 ± 3 mm.
Spessore cruscotto
Dashboard thickness

OPTIONAL



TASTI SERIE "600" - KEYS "600" SERIES



ILLUMINAZIONE - LIGHTING:
funzione - function































































ILLUMINAZIONE - LIGHTING:
funzione/ricerca - function/location






































VERSIONE TASTO CON VETRINO FUNZIONE - KEY VERSION WITH LENS FOR FUNCTION

P/N	TASTO KEY	DESCRIZIONE DESCRIPTION	P/N	TASTO KEY	DESCRIZIONE DESCRIPTION	P/N	TASTO KEY	DESCRIZIONE DESCRIPTION
16.601.061		fari lavoro work lamps	16.601.079		plafoniera interior dome light	16.601.097		tergi-lavacrystallo windscreen wiper washer
16.601.062		innesto D.T. 4 WD	16.601.080		ventilazione inserita ventilating fan	16.601.098		luci di profondità high beams
16.601.063		bloccaggio differenziale differential lock	16.601.081		avvisatore acustico horn	16.601.099		marcia lenta slow gear
16.601.064		fari lavoro work lamps	16.601.082		interruttore luci generali master lighting switch	16.601.A01		tergilunotto rear window wiper
16.601.065		fari lavoro work lamps	16.601.083		fari fendinebbia fog lights	16.601.A02		indicatore indicator
16.601.066		fari lavoro work lamps	16.601.084		retronebbia rear fog lights	16.601.A03		tergicristallo windscreen wiper
16.601.067		fari lavoro work lamps	16.601.085		luci strumenti instrument lighting	16.601.A04		sollevamento assale trailing axle
16.601.068		lampada rotante beacon	16.601.086		prova lampade lamp test	16.601.A05		bloccaggio assale cross-shaft axle lock
16.601.069		emergenza hazard	16.601.087		alzacrystallo window winder	16.601.A06		innesto D.T. 4 WD
16.601.070		sollevatore alzato/abbassato rockshaft up/down	16.601.088		riscaldamento supplementare additional heating	16.601.A07		freno a mano inserito hand brake on
16.601.071		presa di forza power take-off	16.601.089		periscaldamento motore engine preheating	16.601.A08		chiusura comandi idraulici hydraulic drive locking
16.601.072		elettroventilatore electric fan	16.601.090		proiettore piano carico cargo compartment lighting	16.601.A09		marcia veloce fast gear
16.601.073		proiettore lavoro work lamp	16.601.091		riscaldamento motore engine heating	16.601.A10		cassone sollevato dump body
16.601.074		proiettore lavoro work lamp	16.601.092		retrovisore riscaldato heated rear window	16.601.A11		selezione marce hard/soft hard/soft gearshift
16.601.075		check	16.601.093		sedile riscaldato heated seat	16.601.A12		luci di posizione parking lights
16.601.076		tergi-lavacrystallo windscreen wiper washer	16.601.094		riscaldamento cabina auxiliary heating	16.601.A13		lavacrystallo windscreen washer
16.601.077		arresto motore engine stop	16.601.095		tergi-lavacrystallo rear window wiper washer	16.601.A14		sbrinatori defroster
16.601.078		illuminazione posto autista driving seat lighting	16.601.096		luci anabbaglianti low beams	16.601.A15		lampada rotante beacon













P/N	TASTO KEY	DESCRIZIONE DESCRIPTION	P/N	TASTO KEY	DESCRIZIONE DESCRIPTION	P/N	TASTO KEY	DESCRIZIONE DESCRIPTION
16.601.A16		presa di forza 540 540 power take off	16.601.A38		variatore ventilatore fan speed changer	16.601.A60		rotazione aspo swift rotation
16.601.A17		presa di forza 1000 1000 power take off	16.601.A39		variatore battitore thresher speed changer	16.601.A61		blocco tubo di scarico muffler lock
16.601.A18		spazzola brush	16.601.A40		galleggiamento barra bar floating	16.601.A62		controrotazione aspo swift counter-rotation
16.601.A19		aspiratore extractor	16.601.A41		livellamento levelling	16.601.A63		emergenza hazard
16.601.A20		innesto D.T. 4 WD	16.601.A42		livellamento levelling	16.601.A64		blocco 4 ruote direttrici 4 directional wheels lock
16.601.A21		rubinetto acqua corrente running water tap	16.601.A43		livellamento longitudinale longitudinal levelling	16.601.A65		setting
16.601.A22		ancora anchor	16.601.A44		livellamento trasversale transverse levelling	16.601.A66		setting
16.601.A23		presa ventilatore turbosoffiante bilge blower	16.601.A45		indicatore fine corsa stroke end indicator	16.601.A67		rampe idrauliche hydraulic ramps
16.601.A24		regolazione sistema di propulsione propulsion system trim	16.601.A46		liv. longitudinale manuale manual longitudinal levelling	16.601.A68		turbine twin twin
16.601.A25		musica music	16.601.A47		escl. terzo martinetto third jack cut-out	16.601.A69		acceleratore accelerator
16.601.A26		luce di fonda anchor light	16.601.A48		reg. deflettori side mirror adjustment	16.601.A70		allineamento alignment
16.601.A27		pompa di sentina bilge pump	16.601.A49		preriscaldamento motore engine preheating	16.601.A71		scala ladder
16.601.A28		portellone door	16.601.A50		lampada rotante beacon	16.601.A72		pompa di sentina bilge pump
16.601.A29		tergicristallo windscreen wiper	16.601.A51		innesto D.T. 4 WD	16.601.A73		scala ladder
16.601.A30		frigorifero inserito refrigerator on	16.601.A52		proiettore piano carico cargo compartment lighting	16.601.A74		pompa di sentina bilge pump
16.601.A31		pompa di sentina 2 bilge pump 2	16.601.A53		tergihavacristallo windscreen wiper washer	16.601.A75		fari lavoro work lamps
16.601.A32		parallelo batteria battery parallel	16.601.A54		faro interno serbatoio inside tank light	16.601.A76		livellamento levelling
16.601.A33		luci strumenti instrument lighting	16.601.A55		luci di profondità aux aux high beams	16.601.A77		tracciatore tracer
16.601.A34		luci di posizione parking lights	16.601.A56		plafoniera interior dome light	16.601.A78		tracciatore tracer
16.601.A35		avisatore acustico horn	16.601.A57		retronebbia rear fog lights	16.601.A79		turbine twin twin
16.601.A36		plafoniera interior dome light	16.601.A58		luci anabbaglianti low beams	16.601.A80		scala ladder
16.601.A37		emergenza hazard	16.601.A59		alza/abbassa tubo pipe up/down	16.601.A81		tergicristallo windscreen wiper

P/N	TASTO KEY	DESCRIZIONE DESCRIPTION	P/N	TASTO KEY	DESCRIZIONE DESCRIPTION	P/N	TASTO KEY	DESCRIZIONE DESCRIPTION
16.601.A82		lavacrystallo windscreen washer	16.601.B05		illuminazione lighting	16.601.B27		variazione giri motore rpm changer
16.601.A83		presa di forza power take-off	16.601.B06		lampada rotante beacon	16.601.B28		esclusione arresto motore engine stop inhibition
16.601.A84		acceleratore accelerator	16.601.B07		musica music	16.601.B29		livellamento barra dx right bar levelling
16.601.A85		blocco 4 ruote diretrici 4 directional wheels lock	16.601.B08		indicatore di direzione direction indicator	16.601.B30		livellamento barra sx left bar levelling
16.601.A86		rampe idrauliche hydraulic ramps	16.601.B09		stabilizzatore sx left stabilizer	16.601.B31		nastro trasportatore conveyor belt
16.601.A87		interruttore luci generali master lighting switch	16.601.B10		stabilizzatore dx right stabilizer	16.601.B32		galleggiamento automatico barra automatic bar floating
16.601.A88		emergenza hazard	16.601.B11		pala shovel	16.601.B33		oscillazione braccio boom swing
16.601.A89		tergi-lavacrystallo windscreen wiper washer	16.601.B12		bloccaggio gradino footboard lock	16.601.B34		rallentatore retarder
16.601.A90		proiettore lavoro work lamp	16.601.B13		basso giri motore low rpm	16.601.B35		proiettore lavoro work lamp
16.601.A91		tergi-lavalunotto rear window wiper washer	16.601.B14		plafoniera interior dome light	16.601.B36		proiettori ausiliari auxiliary headlamps
16.601.A92		indicatore di direzione direction indicator	16.601.B15		tergi-lavacrystallo windscreen wiper washer	16.601.B37		lampada rotante beacon
16.601.A93		proiettore lavoro work lamp	16.601.B16		innesto D.T. 4 WD	16.601.B38		proiettore lavoro worklamp
16.601.A94		inclinazione longitudinale longitudinal inclination control	16.601.B17		apertura porta 1 door 1 opener	16.601.B39		rubinetto acqua corrente running water tap
16.601.A95		lampada rotante beacon	16.601.B18		apertura porta 2 door 2 opener	16.601.B40		acqua ad alta pressione water high pressure
16.601.A96		avisatore acustico horn	16.601.B19		controrotazione aspo swift counter-rotation	16.601.B41		espansione tracciato track extend
16.601.A97		freno a mano inserito hand brake on	16.601.B20		rotazione micromotori micromotors rotation control	16.601.B42		bloccaggio differenziale differential lock
16.601.A98		bloccaggio differenziale differential lock	16.601.B21		blocco stabilizzatori stabilizers lock			
16.601.A99		luci di profondità aux aux high beams	16.601.B22		controrotazione aspo swift counter-rotation			
16.601.B01		4 ruote motrici 4 WD	16.601.B23		frigorifero inserito refrigerator on			
16.601.B02		lunotto termico heated rear window	16.601.B24		oscillazione braccio boom swing			
16.601.B03		tre lampeggianti three flashing lights	16.601.B25		nastro trasportatore conveyor belt			
16.601.B04		lampada rotante beacon	16.601.B26		direzione flusso flux direction			

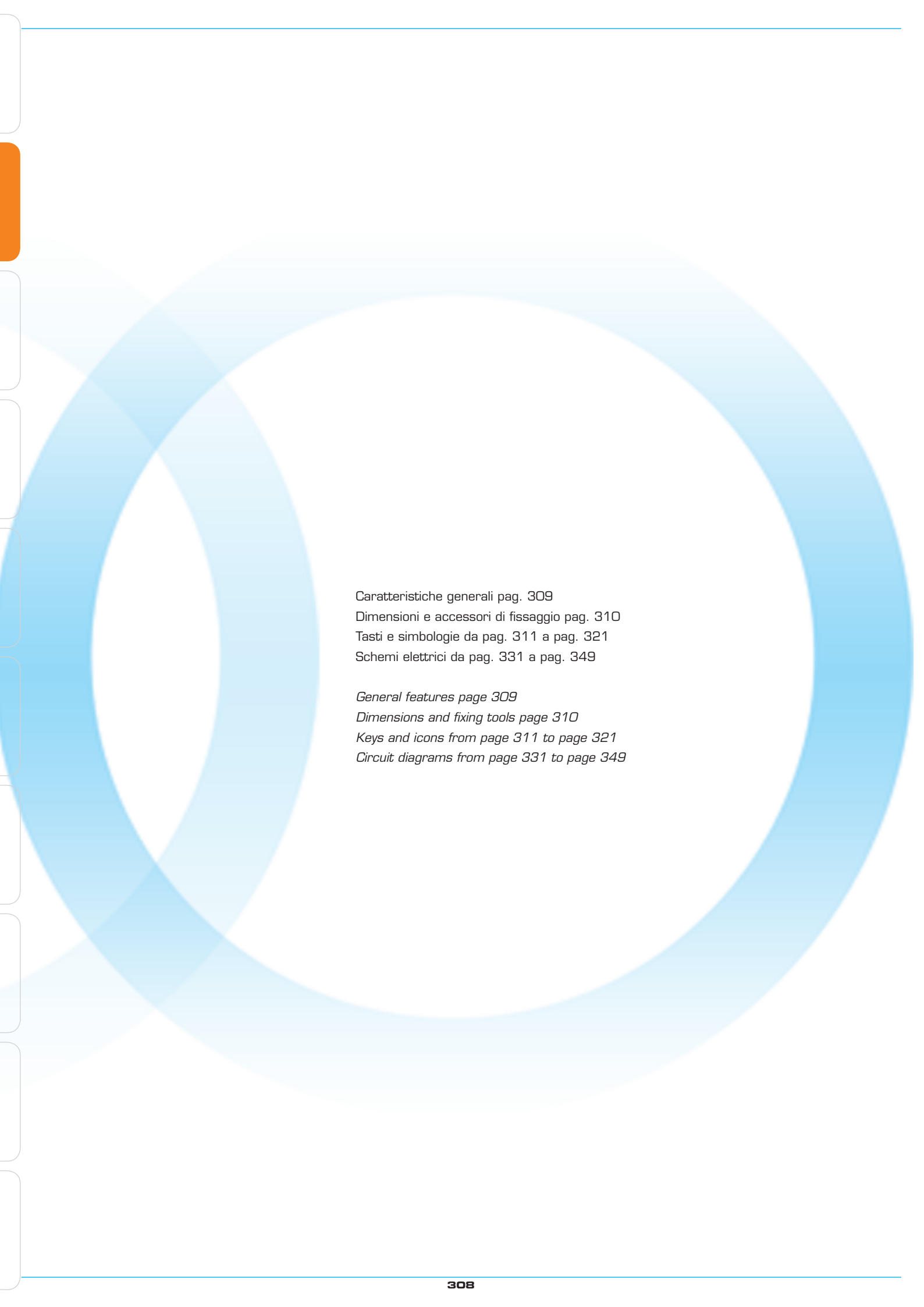
VERSIONE TASTO CON VETRINO FUNZIONE / RICERCA
KEY VERSION WITH LENS FOR FUNCTION / LOCATION

P/N	TASTO KEY	DESCRIZIONE DESCRIPTION	P/N	TASTO KEY	DESCRIZIONE DESCRIPTION	P/N	TASTO KEY	DESCRIZIONE DESCRIPTION
16.602.061		fari da lavoro work lamps	16.602.081		avvisatore acustico horn	16.602.A02		indicatore indicator
16.602.062		innesto D.T. 4 WD	16.602.082		interuttore luci generali master lighting switch	16.602.A03		tergicristallo windscreen wiper
16.602.063		bloccaggio differenziale differential lock	16.602.083		fari fendinebbia fog lights	16.602.A04		sollevamento assale trailing axle
16.602.064		fari lavoro work lamps	16.602.084		retronebbia rear fog lights	16.602.A05		bloccaggio assale cross-shaft axle lock
16.602.065		fari lavoro work lamps	16.602.085		luci strumenti instrument lighting	16.602.A06		innesto D.T. 4 WD
16.602.066		fari lavoro work lamps	16.602.086		prova lampade lamp test	16.602.A07		freno a mano inserito hand brake on
16.602.067		fari lavoro work lamps	16.602.087		alzacristallo window winder	16.602.A08		chiusura comandi idraulici hydraulic drive locking
16.602.068		lampada rotante beacon	16.602.088		riscaldamento supplementare additional heating	16.602.A09		marcia veloce fast gear
16.602.069		emergenza hazard	16.602.089		preriscaldamento motore engine preheating	16.602.A10		cassone sollevato dump body
16.602.070		sollevatore alzato/abbassato rockshaft up/down	16.602.090		proiettore piano carico cargo compartment lighting	16.602.A11		selezione marce hard-soft hard-soft gearshift
16.602.071		presa di forza power take-off	16.602.091		riscaldamento motore engine heating	16.602.A12		luci di posizione parking lights
16.602.072		elettroventilatore electric fan	16.602.092		retrovisore riscaldato heated rear window	16.602.A13		lavacristallo windscreen washer
16.602.073		proiettore lavoro work lamp	16.602.093		sedile riscaldato heated seat	16.602.A14		sbrinatori defroster
16.602.074		proiettore lavoro work lamp	16.602.094		riscaldamento cabina auxiliary heating	16.602.A15		lampada rotante beacon
16.602.075		check	16.602.095		tergi-lavavetro rear window wiper washer	16.602.A16		presa di forza 540 540 power take-off
16.602.076		tergi-lavacristallo windscreen wiper washer	16.602.096		luci anabbaglianti low beams	16.602.A17		presa di forza 1000 1000 power take-off
16.602.077		arresto motore engine stop	16.602.097		tergi-lavacristallo windscreen wiper washer	16.602.A18		spazzola brush
16.602.078		illuminazione posto autista driving seat lighting	16.602.098		luci di profondità high beams	16.602.A19		aspiratore extractor
16.602.079		plafoniera interior dome light	16.602.099		marcia lenta slow gear	16.602.A20		innesto D.T. 4 WD
16.602.080		ventilazione inserita ventilating fan	16.602.A01		tergilunotto rear window wiper	16.602.A21		rubinetto acqua corrente running water tap

P/N	TASTO KEY	DESCRIZIONE DESCRIPTION	P/N	TASTO KEY	DESCRIZIONE DESCRIPTION	P/N	TASTO KEY	DESCRIZIONE DESCRIPTION
16.602.A22		ancora <i>anchor</i>	16.602.A44		fari lavoro <i>work lamps</i>	16.602.A66		frigorifero inserito <i>refrigerator on</i>
16.602.A23		presa ventilatore turbosoffiante <i>bilge blower</i>	16.602.A45		fari lavoro <i>work lamps</i>	16.602.A67		retrovisore riscaldato <i>heated rear window</i>
16.602.A24		regolazione sistema di propulsione <i>propulsion system trim</i>	16.602.A46		fari lavoro <i>work lamps</i>	16.602.A68		ventilazione inserita <i>ventilating fan</i>
16.602.A25		musica <i>music</i>	16.602.A47		fari lavoro <i>work lamps</i>	16.602.A69		OFF - RES
16.602.A26		luce di fonda <i>anchor light</i>	16.602.A48		bloccaggio differenziale <i>differential lock</i>	16.602.A70		pulizia aria <i>air cleaning</i>
16.602.A27		pompa di sentina <i>bilge pump</i>	16.602.A49		lampada rotante <i>beacon</i>	16.602.A71		scala <i>ladder</i>
16.602.A28		portellone <i>door</i>	16.602.A50		regulor	16.602.A72		sollevatore alzato/abbassato <i>rockshaft, up/down</i>
16.602.A29		tergicristallo <i>windscreen wiper</i>	16.602.A51		fari lavoro <i>work lamps</i>	16.602.A73		plafoniera <i>interior dome light</i>
16.602.A30		frigorifero inserito <i>refrigerator on</i>	16.602.A52		rampe idrauliche <i>hydraulic ramps</i>	16.602.A74		rallentatore <i>retarder</i>
16.602.A31		pompa di sentina 2 <i>bilge pump 2</i>	16.602.A53		lampada rotante <i>beacon</i>	16.602.A75		presa di forza <i>power take-off</i>
16.602.A32		parallelo batteria <i>battery parallel</i>	16.602.A54		vibrazioni rullo <i>roll vibrations</i>	16.602.A76		D.P.D.
16.602.A33		luci strumenti <i>instrument lighting</i>	16.602.A55		plafoniera <i>interior dome light</i>	16.602.A77		pedana disabili <i>footboard for disabled</i>
16.602.A34		luci di posizione <i>parking lights</i>	16.602.A56		emergenza <i>hazard</i>	16.602.A78		frigorifero inserito <i>refrigerator on</i>
16.602.A35		avisatore acustico <i>horn</i>	16.602.A57		velocità costante <i>constant speed</i>	16.602.A79		rotazione aspo <i>swift rotation</i>
16.602.A36		plafoniera <i>interior dome light</i>	16.602.A58		movimentazione carrello <i>bogie</i>	16.602.A80		intasamento filtro <i>filter obstruction</i>
16.602.A37		fari lavoro <i>work lamps</i>	16.602.A59		attrezzo 1 <i>tool 1</i>	16.602.A81		bloccaggio flusso <i>flux lock</i>
16.602.A38		lampada rotante <i>beacon</i>	16.602.A60		attrezzo 1 <i>tool 1</i>	16.602.A82		apertura forca <i>fork open</i>
16.602.A39		fari lavoro <i>work lamps</i>	16.602.A61		avisatore acustico <i>horn</i>	16.602.A83		apertura spruzzatori <i>sprinklers open</i>
16.602.A40		fari lavoro <i>work lamps</i>	16.602.A62		marcia veloce <i>fast gear</i>	16.602.A84		riscaldatore <i>heater</i>
16.602.A41		regulor	16.602.A63		illuminazione <i>lighting</i>	16.602.A85		variazione giri motore <i>rpm changer</i>
16.602.A42		bloccaggio differenziale <i>differential lock</i>	16.602.A64		musica <i>music</i>	16.602.A86		consenso regolazione <i>maintenance control</i>
16.602.A43		fari lavoro <i>work lamps</i>	16.602.A65		luce scale <i>stairs light</i>	16.602.A87		selettore <i>selector</i>

P/N	TASTO KEY	DESCRIZIONE DESCRIPTION	P/N	TASTO KEY	DESCRIZIONE DESCRIPTION	P/N	TASTO KEY	DESCRIZIONE DESCRIPTION
16.602.A88		plafoniera <i>interior dome light</i>						
16.602.A89		tergicristallo <i>windscreen wiper</i>						
16.602.A90		ASR						
16.602.A91		rallentatore <i>retarder</i>						
16.602.A92		abbassamento assale <i>side kneeling</i>						
16.602.A93		lampada rotante <i>beacon</i>						
16.602.A94		illuminazione bacheca <i>noticeboard light</i>						
16.602.A95		obliteratrice <i>punching machine</i>						
16.602.A96		obliteratrice <i>punching machine</i>						
16.602.A97		rubinetto acqua corrente <i>running water tap</i>						
16.602.A98		espansione tracciato <i>track extend</i>						
16.602.A99		automatico <i>automatic</i>						

P/N	TASTO KEY	DESCRIZIONE DESCRIPTION	P/N	TASTO KEY	DESCRIZIONE DESCRIPTION	P/N	TASTO KEY	DESCRIZIONE DESCRIPTION



Caratteristiche generali pag. 309
Dimensioni e accessori di fissaggio pag. 310
Tasti e simbologie da pag. 311 a pag. 321
Schemi elettrici da pag. 331 a pag. 349

*General features page 309
Dimensions and fixing tools page 310
Keys and icons from page 311 to page 321
Circuit diagrams from page 331 to page 349*

• **Interruttori a tasto basculante serie "1400"**

Materiale corpo, tasto: acetalico nero
 Simboli: di colore bianco, stampigliati a caldo;
 di colore nero, incisi a laser
 Tipo di terminale: lamellare maschio 6.35mm.
 Illuminazione: lampada 30mA 12/24V - LED 12V o 24V
 Grado di protezione frontale: IP 66
 Temperatura di utilizzo: - 40°C ÷ +85°C
 Carico max: 10 A @ 12V
 5 A @ 24V





• **Rocker switches "1400" series**

Housing and button material: black acetal resin
 Icons: white color; hot stamped; black color; laser engraved
 Type of terminal: male blade terminal 6.35mm.
 Lighting: 30mA 12/24V Bulb - 12V or 24V LED
 Front sealing: IP 65
 Operating temperature: - 40°C ÷ +85°C
 Ratings: 10 A @ 12V
 5 A @ 24V

Serie - series
"1400"



Scala 1:1
 Scale 1:1



NON ILLUMINATO
 SWITCH OFF


ILLUMINAZIONE DI RICERCA
 LOCATION LIGHTING

ILLUMINAZIONE - FUNZIONE
 FULL ILLUMINATED FUNCTION

LAMPADA
 BULB



ESEMPI COLORE LED
 EXAMPLES OF LED COLOR

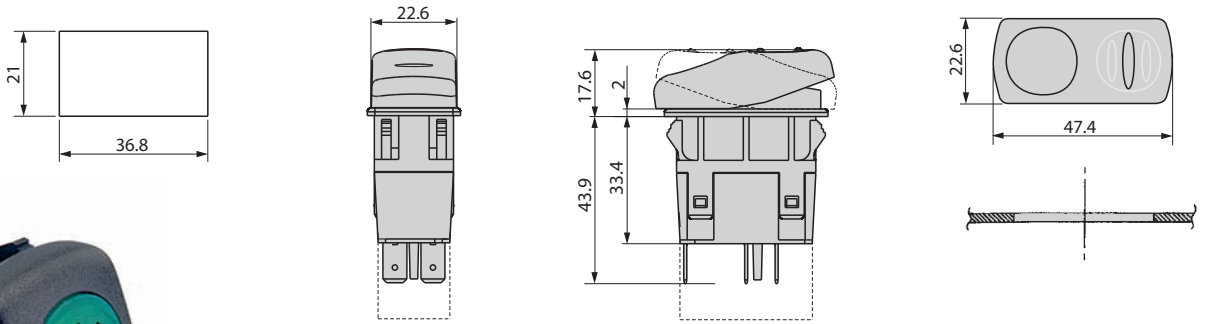


FORATURA - FIXING HOLE

mm 21 x 36,8

SERIE - SERIES

"1400"



Scala 1:1
Scale 1:1

OPTIONAL

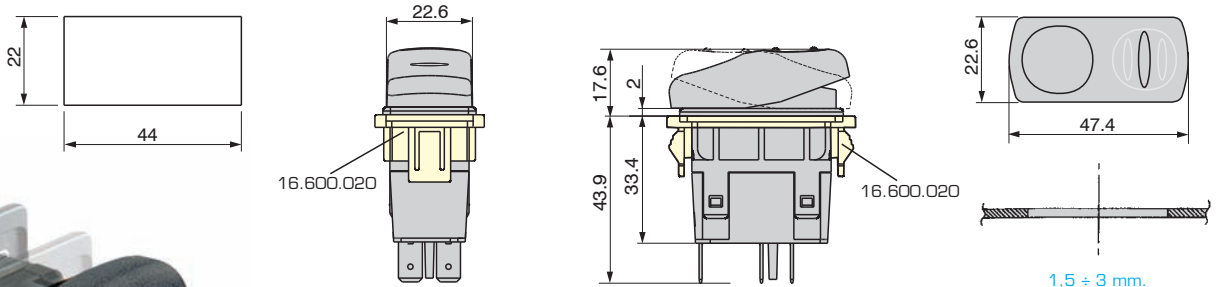


FORATURA - FIXING HOLE

mm 22 x 44

SERIE - SERIES

"1400"



16.600.020


Scala 1:1
Scale 1:1

1,5 + 3 mm.
Spessore cruscotto
Dashboard thickness

OPTIONAL



TASTI SERIE "1400" - KEYS "1400" SERIES



ILLUMINAZIONE - LIGHTING:
funzione - function



ILLUMINAZIONE - LIGHTING:
funzione/ricerca - function/location

VERSIONE TASTO SENZA VETRINI
KEY VERSION WITHOUT LENSES



TASTO / KEY
16.1400.0010
(in pc nero / black pc)

VERSIONE TASTO CON 1 VETRINO GRANDE FUNZIONE - SOLO A LAMPADA
KEY VERSION WITH 1 BIG LENS FOR FUNCTION - ONLY BULB












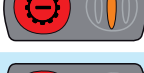

















P/N	TASTO KEY	DESCRIZIONE DESCRIPTION	P/N	TASTO KEY	DESCRIZIONE DESCRIPTION	P/N	TASTO KEY	DESCRIZIONE DESCRIPTION
16.1400.A001		avvisatore acustico horn	16.1400.A019		presa di forza power take-off	16.1400.A037		blocco cambio automatico powershift clutch lock
16.1400.A002		PPC	16.1400.A020		prese idrauliche hydraulic connections	16.1400.A038		tergilavallunotto rear window wiper washer
16.1400.A003		power	16.1400.A021		condizionatore air conditioning	16.1400.A039		emergenza hazard
16.1400.A004		emergenza hazard	16.1400.A022		AUX	16.1400.A040		frigorifero inserito refrigerator on
16.1400.A005		tasto neutro neutral rocker switch	16.1400.A023		AUX 1	16.1400.A041		lampada rotante beacon
16.1400.A006		tasto neutro neutral rocker switch	16.1400.A024		AUX 2	16.1400.A042		tergilunotto rear window wiper
16.1400.A007		lavacrystallo windscreen washer	16.1400.A025		AUX 3	16.1400.A043		blocco assale cross-shaft axle lock
16.1400.A008		tergilunotto rear window wiper	16.1400.A026		freno rimorchio trailer brake	16.1400.A044		blocco differenziale differential lock
16.1400.A009		lampada rotante beacon	16.1400.A027		sospensione su braccio suspension arm	16.1400.A045		collegamenti elettrici AUX AUX electric control
16.1400.A010		retronebbia rear fog lights	16.1400.A028		luci anabbaglianti low beams	16.1400.A046		connessione rapida quick connection
16.1400.A011		faro lavoro work lamp	16.1400.A029		faro lavoro work lamp	16.1400.A047		lampada rotante beacon
16.1400.A012		ventilazione inserita ventilating fan	16.1400.A030		fari da lavoro work lamp	16.1400.A049		blocco assale cross-shaft axle lock
16.1400.A013		sedile riscaldato heated seat	16.1400.A031		faro lavoro work lamp	16.1400.A050		emergenza hazard
16.1400.A014		tasto neutro neutral rocker switch	16.1400.A032		collegamenti idraulici AUX I II I II AUX hydraulic control	16.1400.A051		tasto neutro neutral rocker switch
16.1400.A015		riscaldamento cabina auxiliary heating	16.1400.A033		collegamenti idraulici AUX AUX hydraulic control	16.1400.A052		collegamenti elettrici AUX AUX electric control
16.1400.A016		sbrinatoro defroster	16.1400.A034		lampada rotante beacon	16.1400.A053		energia elettrica electricity
16.1400.A017		tergicristallo windscreen wiper	16.1400.A035		livellamento telaio frame levelling	16.1400.A054		energia elettrica electricity
16.1400.A018		benna miscelatore mixer bucket	16.1400.A036		collegamenti idraulici AUX AUX hydraulic control	16.1400.A055		blocco assale cross-shaft axle lock

P/N	TASTO KEY	DESCRIZIONE DESCRIPTION	P/N	TASTO KEY	DESCRIZIONE DESCRIPTION	P/N	TASTO KEY	DESCRIZIONE DESCRIPTION
16.1400.A056		faro lavoro work lamp	16.1400.A078		blocco differenziale posteriore rear differential lock	16.1400.A100		retronebbia rear fog light
16.1400.A057		tergilavacrystallo windscreen wiper washer	16.1400.A079		blocco differenziale centrale central differential lock	16.1400.A101		scala ladder
16.1400.A058		retronebbia rear fog lights	16.1400.A080		porta door	16.1400.A102		lampada rotante beacon
16.1400.A059		riscaldamento cabina auxiliary heating	16.1400.A081		blocco differenziale 1 differential lock 1	16.1400.A103		allacciamento dati data latching
16.1400.A060		lampada rotante beacon	16.1400.A082		blocco differenziale 2 differential lock 2	16.1400.A104		avisatore acustico horn
16.1400.A061		blocco differenziale differential lock	16.1400.A083		emergenza hazard	16.1400.A105		prova lampade lamp test
16.1400.A062		tergi-lava crystallo windscreen wiper washer	16.1400.A084		tergi-lava crystallo windscreen wiper washer	16.1400.A106		test
16.1400.A063		ventola fan	16.1400.A085		faro da lavoro worklamp	16.1400.A107		interruttore luci generali master light switch
16.1400.A064		caricatore sx left loader	16.1400.A086		esclusione retarder retarder inhibition	16.1400.A108		faro da lavoro worklamp
16.1400.A065		controllo corsa ride control	16.1400.A087		antenna	16.1400.A109		freno a mano inserito hand brake on
16.1400.A066		faro lavoro work lamp	16.1400.A088		lavacrystallo windscreen wiper	16.1400.A110		tasto neutro neutral rocker switch
16.1400.A067		faro lavoro work lamp	16.1400.A089		faro da lavoro posteriore rear worklamp	16.1400.A111		veicolo fermo stationary
16.1400.A068		lavacrystallo windscreen wiper	16.1400.A090		icona personalizzata custom icon	16.1400.A112		icona personalizzata custom icon
16.1400.A069		movimentazione cilindri cylinders control	16.1400.A091		partenza facilitata in salita hill alder	16.1400.A113		blocco differenziale windscreen wiper washer
16.1400.A070		preriscaldamento motore engine preheating	16.1400.A092		porta autista driver door	16.1400.A114		lavalunotto rear window washer
16.1400.A071		strada scivolosa slippery road	16.1400.A093		OFF ASR	16.1400.A115		blocco differenziale windscreen wiper washer
16.1400.A072		controllo motore diagnosis of engine	16.1400.A094		termoaviatore preheater	16.1400.A116		innesto DT 4WD
16.1400.A073		allacciamento dati data latching	16.1400.A095		strada scivolosa slippery road	16.1400.A117		lampada rotante beacon
16.1400.A074		test	16.1400.A096		blocco assiale cross-shaft axle lock	16.1400.A118		icona personalizzata custom icon
16.1400.A075		plafoniera interior dome light	16.1400.A097		blocco lock	16.1400.A119		assele oscillante turning axle
16.1400.A076		retronebbia rear fog light	16.1400.A098		controllo motore diagnosis of engine	16.1400.A120		icona personalizzata custom icon
16.1400.A077		blocco differenziale anteriore front differential lock	16.1400.A099		freno a mano inserito hand brake on	16.1400.A121		faro da lavoro worklamp

P/N	TASTO KEY	DESCRIZIONE DESCRIPTION	P/N	TASTO KEY	DESCRIZIONE DESCRIPTION	P/N	TASTO KEY	DESCRIZIONE DESCRIPTION
16.1400.A122		luci posizione anabbaglianti parking lights and low beams	16.1400.A128		STOP	16.1400.A134		icona personalizzata custom icon
16.1400.A123		AUX 3	16.1400.A129		icona personalizzata custom icon	16.1400.A135		icona personalizzata custom icon
16.1400.A124		freno a mano inserito hand brake on	16.1400.A130		blocco differenziale widscreen wiper washer	16.1400.A136		icona personalizzata custom icon
16.1400.A125		icona personalizzata custom icon	16.1400.A131		livellamento levelling	16.1400.A137		tergi-lavajunotto rear window wiper washer
16.1400.A126		icona personalizzata custom icon	16.1400.A132		icona personalizzata custom icon	16.1400.A138		fari da lavoro anteriori front worklamp
16.1400.A127		icona personalizzata custom icon	16.1400.A133		icona personalizzata custom icon	16.1400.A139		fari da lavoro posteriori rear worklamp



VERSIONE TASTO CON 2 VETRINI: 1 VETRINO GRANDE FUNZIONE - 1 VETRINO PICCOLO ATTIVAZIONE (SOLO A LAMPADA)
KEY VERSION WITH 2 LENSES: 1 BIG LENS FOR FUNCTION - 1 SMALL LENS FOR LOCATION LIGHTING (ONLY BULB)

P/N	TASTO KEY	DESCRIZIONE DESCRIPTION	P/N	TASTO KEY	DESCRIZIONE DESCRIPTION	P/N	TASTO KEY	DESCRIZIONE DESCRIPTION
16.1400.B001		emergenza hazard	16.1400.B014		lampada rotante beacon	16.1400.B029		ventola fan
16.1400.B002		blocco assele cross-shaft axle lock	16.1400.B015		bloccaggio traslazione braccio arm shifting lock	16.1400.B030		retronebbia rear fog lights
16.1400.B003		bloccaggio traslazione braccio arm shifting lock	16.1400.B016		blocco retro rear lock	16.1400.B031		abbatti polvere dust remover
16.1400.B004		blocco retro rear lock	16.1400.B017		benna bucket	16.1400.B032		faro lavoro work lamp
16.1400.B005		benna bucket	16.1400.B018		controllo corsa ride control	16.1400.B033		apertura porta 1 door 1 opener
16.1400.B006		controllo corsa ride control	16.1400.B019		ruspetta scraper	16.1400.B034		apertura porta 2 door 2 opener
16.1400.B007		ruspetta scraper	16.1400.B020		martello hammer	16.1400.B035		sedile riscaldato heated seat
16.1400.B008		martello hammer	16.1400.B021		faro lavoro work lamp	16.1400.B036		plafoniera interior dome light
16.1400.B009		interruttore luci generali master lighting switch	16.1400.B022		faro lavoro work lamp	16.1400.B037		fari fendinebbia fog lights
16.1400.B010		faro lavoro work lamp	16.1400.B023		interruttore luci generali master lighting switch	16.1400.B038		retrovisori riscaldati heated rear window
16.1400.B011		faro lavoro work lamp	16.1400.B025		PPC	16.1400.B039		emergenza hazard
16.1400.B012		lampada rotante beacon	16.1400.B027		emergenza hazard	16.1400.B040		console light luci quadro
16.1400.B013		blocco assele cross-shaft axle lock	16.1400.B028		lavacrystallo windscreen wiper	16.1400.B041		caffè coffee

P/N	TASTO KEY	DESCRIZIONE DESCRIPTION	P/N	TASTO KEY	DESCRIZIONE DESCRIPTION	P/N	TASTO KEY	DESCRIZIONE DESCRIPTION
16.1400.B042		lunotto termico heated rear window	16.1400.B065		presa di forza power take-off	16.1400.B087		rotazione LH - RH LH - RH rotation
16.1400.B043		ricircolo aria air recirculation	16.1400.B066		blocco assale cross-shaft axle lock	16.1400.B088		faro lavoro anteriore front work lamp
16.1400.B044		blocco differenziale differential lock	16.1400.B067		piede stabilizzatore sx left stabilizer	16.1400.B089		faro lavoro posteriore rear work lamp
16.1400.B045		luce di cortesia courtesy light	16.1400.B068		piede stabilizzatore dx right stabilizer	16.1400.B090		retrovisori riscaldati heated rear window
16.1400.B046		porta autista driver door	16.1400.B069		assale oscillante turning axle	16.1400.B091		uscita spazzole brushes
16.1400.B047		tasto neutro neutral rocker switch	16.1400.B070		assale oscillante turning axle	16.1400.B092		movimento spazzole brushes up/down
16.1400.B048		tasto neutro neutral rocker switch	16.1400.B071		scuoti filtro filter shaker	16.1400.B093		reset filtro filter reset
16.1400.B049		tasto neutro neutral rocker switch	16.1400.B072		condizionatore air conditioning	16.1400.B094		rotazione aspo swift rotation
16.1400.B050		tasto neutro neutral rocker switch	16.1400.B073		blocco lock	16.1400.B095		1° marcia first gear
16.1400.B051		tergilavacrystallo windscreen wiper washer	16.1400.B074		blocco rotazione rotation lock	16.1400.B096		2° marcia second gear
16.1400.B052		blocco differenziale differential lock	16.1400.B075		uscita spazzole LH LH brushes	16.1400.B097		n° giri motore engine RPM
16.1400.B053		luci di posizione parking lights	16.1400.B076		uscita spazzole RH RH brushes	16.1400.B098		luci di posizione parking lights
16.1400.B054		luci di posizione e anabbaglianti parking lights and low beams	16.1400.B077		spazzola LH LH brush	16.1400.B099		luci di fonda anchor light
16.1400.B055		tergi-lava lunotto rear window wiper washer	16.1400.B078		spazzola RH RH brush	16.1400.B100		avvisatore acustico horn
16.1400.B056		tergilunotto rear window wiper	16.1400.B079		cassone sollevato dump body	16.1400.B101		FLAP
16.1400.B057		lavalunotto rear window washer	16.1400.B080		salita/discesa cassone body up/down	16.1400.B102		aspiratore extractor
16.1400.B058		blocco differenziale differential lock	16.1400.B081		comando spazzola brush control	16.1400.B103		tergicristallo windscreen wiper
16.1400.B059		luci anabbaglianti low beams	16.1400.B082		aspiratore extractor	16.1400.B104		pompa di sentina bilge pump
16.1400.B060		indicatore di direzione direction indicator	16.1400.B083		blocco livellamento levelling lock	16.1400.B105		rubinetto acqua corrente running water tap
16.1400.B062		tergicristallo windscreen wiper	16.1400.B084		sospensioni automatiche automatic suspensions	16.1400.B106		pompa di sentina 2 bilge pump 2
16.1400.B063		marcia veloce fast gear	16.1400.B085		apertura sportello door opener	16.1400.B107		luci quadro console light
16.1400.B064		marcia lenta slow gear	16.1400.B086		chiusura sportello door closing	16.1400.B108		musica music

P/N	TASTO KEY	DESCRIZIONE DESCRIPTION	P/N	TASTO KEY	DESCRIZIONE DESCRIPTION	P/N	TASTO KEY	DESCRIZIONE DESCRIPTION
16.1400.B109		plafoniera interior dome light	16.1400.B131		blocco assale cross-shaft axle lock	16.1400.B156		riscaldamento motore engine warm up
16.1400.B110		comando ancora anchor	16.1400.B132		lavalunotto rear window washer	16.1400.B157		rallentatore retarder
16.1400.B111		apertura portellone door opener	16.1400.B133		drive control controllo di guida	16.1400.B158		cambio rotazione verricello winch reverse rotation
16.1400.B112		parallelo batterie battery parallel	16.1400.B134		martellone hammer	16.1400.B159		2° velocità verricello winch 2nd speed
16.1400.B113		luci di profondità high beams	16.1400.B135		blocco lock	16.1400.B160		TV
16.1400.B114		ecoscandaglio echo-sounder	16.1400.B136		azionamento manuale manual control	16.1400.B161		avv. acustico horn
16.1400.B115		pilota automatico automatic pilot	16.1400.B137		bloccaggio traslazione braccio arm shifting lock	16.1400.B162		POWER
16.1400.B116		passerella alza/abbassa footboard up/down	16.1400.B138		faro lavoro work lamp	16.1400.B163		freno a mano inserito hand brake on
16.1400.B117		passerella allungamento footboard up/down	16.1400.B139		luci di posizione parking lights	16.1400.B164		bloccaggio joystick joystick lock
16.1400.B118		pompa carburante fuel pump	16.1400.B140		marcia lenta slow gear	16.1400.B165		sblocco retro rear unlock
16.1400.B119		frigorifero inserito refrigerator on	16.1400.B141		sblocco benna bucket unlock	16.1400.B166		esclusione avvisatori horn inhibition
16.1400.B120		esclusione avv. acustico horn inhibition	16.1400.B142		blocco differenziale differential lock	16.1400.B167		luci posizione parking lights
16.1400.B121		carreggiata cingoli tracks	16.1400.B143		lampada rotante beacon	16.1400.B168		scuotitore shaker
16.1400.B122		sovraccarico escavatore digger overload	16.1400.B144		controllo corsa ride control	16.1400.B169		tasto neutro neutral rocker switch
16.1400.B123		tergi-Hava lunotto rear window wiper washer	16.1400.B145		martellone hammer	16.1400.B170		sole sun
16.1400.B124		avvisatore acustico horn	16.1400.B146		bloccaggio traslazione braccio arm shifting lock	16.1400.B171		faro lavoro work lamp
16.1400.B125		faro lavoro work lamp	16.1400.B147		blocco retro rear lock	16.1400.B172		forca fork
16.1400.B126		faro lavoro work lamp	16.1400.B150		sblocco ponte axle unlock	16.1400.B173		accel./decel. speed up/slow down
16.1400.B127		marcia lenta slow gear	16.1400.B151		benna miscelatore mixing bucket	16.1400.B174		comando manuale manual control
16.1400.B128		lampada rotante beacon	16.1400.B153		sovraccarico overload	16.1400.B175		freno a mano inserito hand brake on
16.1400.B129		sblocco benna bucket unlock	16.1400.B154		bloccaggio traslazione braccio arm shifting lock	16.1400.B176		retronebbia rear fog light
16.1400.B130		tergilunotto rear window wiper	16.1400.B155		caffè/frigorifero coffee/refrigerator on	16.1400.B177		blocco differenziale differential lock

P/N	TASTO KEY	DESCRIZIONE DESCRIPTION	P/N	TASTO KEY	DESCRIZIONE DESCRIPTION	P/N	TASTO KEY	DESCRIZIONE DESCRIPTION
16.1400.B178		blocco differenziale <i>differential lock</i>	16.1400.B200		lampada rotante <i>beacon</i>	16.1400.B222		faro lavoro <i>work lamp</i>
16.1400.B179		sterzo <i>steering</i>	16.1400.B201		oscillazione braccio <i>boom swing</i>	16.1400.B223		luce posizione <i>parking lights</i>
16.1400.B180		disinserimento FHW - HHW <i>FHW - HHW inhibition</i>	16.1400.B202		automatico <i>automatic</i>	16.1400.B224		lampada rotante <i>beacon</i>
16.1400.B181		commutatore OL - EW 5 <i>OL - EW 5 control</i>	16.1400.B203		collegamenti idraulici aux I II <i>I II aux hydraulic control</i>	16.1400.B225		blocco assele <i>cross-shaft axle lock</i>
16.1400.B182		riscaldamento serbatoio <i>tank heating</i>	16.1400.B204		acceleratore <i>throttle</i>	16.1400.B226		martello <i>hammer</i>
16.1400.B183		riscaldamento parabrezza <i>windscreen heating</i>	16.1400.B205		ciclone <i>cyclone</i>	16.1400.B227		staccabatteria <i>master switch</i>
16.1400.B184		riscaldamento specchietto <i>mirror heating</i>	16.1400.B206		pompa <i>pump</i>	16.1400.B228		indicatore di direzione <i>direction indicator</i>
16.1400.B185		serbatoio olio motore <i>engine oil tank</i>	16.1400.B207		bruciatore <i>burner</i>	16.1400.B229		bloccaggio riduttore <i>adapter lock</i>
16.1400.B186		TIMER	16.1400.B208		controrotazione aspo <i>swift counter-rotation</i>	16.1400.B230		innesto D.T. 4 WD
16.1400.B187		interruttore luci generali <i>master lighting switch</i>	16.1400.B209		controrotazione aspo <i>swift counter-rotation</i>	16.1400.B231		inserimento diagnostica veicolo <i>vehicle diagnostic control</i>
16.1400.B188		ammortizzatore anteriore <i>front damper</i>	16.1400.B210		livellamento raccogliatrice <i>harvester levelling</i>	16.1400.B232		inserimento diagnostica veicolo <i>vehicle diagnostic control</i>
16.1400.B189		ammortizzatore posteriore <i>rear damper</i>	16.1400.B211		riscaldamento specchietto <i>mirror heating</i>	16.1400.B233		livellamento <i>levelling</i>
16.1400.B190		alzamento/ abbassamento EH5 <i>EH5 up/down</i>	16.1400.B212		bloccaggio differenziale <i>differential lock</i>	16.1400.B234		fari da lavoro <i>worklamp</i>
16.1400.B191		pressione 5° martinetto <i>fifth jack pressure</i>	16.1400.B213		controllo radar <i>radar control on</i>	16.1400.B235		tergilunotto rear window wiper
16.1400.B192		differenziale <i>differential</i>	16.1400.B214		attivazione 3° martinetto <i>third jack control</i>	16.1400.B236		scatola ingranaggi <i>gearbox</i>
16.1400.B193		emergenza <i>hazard</i>	16.1400.B215		bloccaggio posizionamento <i>positioning lock</i>	16.1400.B237		blocco differenziale <i>differential lock</i>
16.1400.B194		check	16.1400.B216		bloccaggio rotazione cingoli <i>tracks rotation lock</i>	16.1400.B238		illuminazione strumenti <i>lighting instruments</i>
16.1400.B195		interruttore luci generali <i>master lighting switch</i>	16.1400.B217		attivazione pressa <i>press control</i>	16.1400.B239		luci di posizione <i>parking lights</i>
16.1400.B196		faro lavoro <i>work lamp</i>	16.1400.B218		tergi-lava cristallo <i>windscreen wiper washer</i>	16.1400.B240		icona personalizzata <i>custom icon</i>
16.1400.B197		faro lavoro <i>work lamp</i>	16.1400.B219		tergi-lava lunotto rear window wiper washer	16.1400.B241		icona personalizzata <i>custom icon</i>
16.1400.B198		ruspetta <i>scraper</i>	16.1400.B220		ventola <i>fan</i>	16.1400.B242		automatico <i>automatic</i>
16.1400.B199		RAM	16.1400.B221		faro lavoro <i>work lamp</i>	16.1400.B243		icona personalizzata <i>custom icon</i>

P/N	TASTO KEY	DESCRIZIONE DESCRIPTION	P/N	TASTO KEY	DESCRIZIONE DESCRIPTION	P/N	TASTO KEY	DESCRIZIONE DESCRIPTION
16.1400.B244		lunotto termico <i>heated rear window</i>	16.1400.B266		ruspetta <i>scraper</i>	16.1400.B288		esclusione filtro antiparticolato <i>particulate filter inhibit</i>
16.1400.B245		faro da lavoro posteriore <i>rear worklamp</i>	16.1400.B267		martello <i>hammer</i>	16.1400.B289		tergilunotto <i>rear window wiper</i>
16.1400.B246		condizionatore <i>air conditioning</i>	16.1400.B268		terg-Hava cristallo <i>widscreen wiper washer</i>	16.1400.B290		interfono <i>intercom</i>
16.1400.B247		hill older	16.1400.B269		freno a mano inserito <i>hand brake on</i>	16.1400.B291		parcheggio <i>parking</i>
16.1400.B248		blocco assale <i>cross-shaft axle lock</i>	16.1400.B270		esclusione avisatori <i>horn inhibition</i>	16.1400.B292		lunotto termico <i>heated rear window</i>
16.1400.B249		interruttore luci generale <i>master light switch</i>	16.1400.B271		forca <i>fork</i>	16.1400.B293		luce scale <i>ladder light</i>
16.1400.B250		freno a mano inserito <i>hand brake on</i>	16.1400.B272		benna miscelatore <i>mixing bucket</i>	16.1400.B294		blocco <i>lock</i>
16.1400.B251		sblocco ponte <i>axle unlock</i>	16.1400.B273		sovraccarico escavatore <i>digger overload</i>	16.1400.B295		N° giri motore <i>engine RPM</i>
16.1400.B252		esclusione avisatori <i>horn inhibition</i>	16.1400.B274		attivazione filtro antiparticolato <i>particulate filter regeneration</i>	16.1400.B296		icona personalizzata <i>custom icon</i>
16.1400.B253		sovraccarico <i>overload</i>	16.1400.B275		esclusione filtro antiparticolato <i>particulate filter inhibition</i>	16.1400.B297		icona personalizzata <i>custom icon</i>
16.1400.B254		bloccaggio traslazione braccio <i>arm shifting lock</i>	16.1400.B276		freno a mano inserito <i>hand brake on</i>	16.1400.B298		icona personalizzata <i>custom icon</i>
16.1400.B255		avisatore acustico <i>horn</i>	16.1400.B277		lavalunotto <i>rear window washer</i>	16.1400.B299		lavacristallo <i>windscreen wiper</i>
16.1400.B256		POWER	16.1400.B278		livellamento <i>levelling</i>	16.1400.B300		ventola <i>fan</i>
16.1400.B257		bloccaggio joystick <i>joystick lock</i>	16.1400.B279		retronebbia <i>rear fog light</i>	16.1400.B301		icona personalizzata <i>custom icon</i>
16.1400.B258		sblocco retro <i>rear unlock</i>	16.1400.B280		esclusione porta autista <i>driver door inhibition</i>	16.1400.B302		comando D.T. 4 WD
16.1400.B259		porta autista <i>driver door</i>	16.1400.B281		faro da lavoro <i>worklamp</i>	16.1400.B303		CHECK
16.1400.B260		OFF ASR	16.1400.B282		esclusione retarder <i>retarder inhibition</i>	16.1400.B304		illuminazione strumenti <i>instruments lighting</i>
16.1400.B261		faro da lavoro <i>worklamp</i>	16.1400.B283		lavalunotto <i>rear window washer</i>	16.1400.B305		icona personalizzata <i>custom icon</i>
16.1400.B262		faro da lavoro <i>worklamp</i>	16.1400.B284		esclusione avisatore acustico <i>horn inhibition</i>	16.1400.B306		retronebbia <i>rear fog light</i>
16.1400.B263		lampada rotante <i>beacon</i>	16.1400.B285		orologio <i>clock</i>	16.1400.B307		OFF ABS
16.1400.B264		sblocco benna <i>bucket unlock</i>	16.1400.B286		rubinetto acqua corrente <i>running water tap</i>	16.1400.B308		bloccaggio differenziale <i>differential lock</i>
16.1400.B265		controllo corsa <i>ride control</i>	16.1400.B287		attivazione filtro antiparticolato <i>particulate filter regeneration</i>	16.1400.B309		liv. longitudinale manuale <i>manual longitudinal leveling</i>

P/N	TASTO KEY	DESCRIZIONE DESCRIPTION	P/N	TASTO KEY	DESCRIZIONE DESCRIPTION	P/N	TASTO KEY	DESCRIZIONE DESCRIPTION
16.1400.B310		interruttore luce d'angolo corner light	16.1400.B315		icona personalizzata custom icon	16.1400.B320		AUX 3
16.1400.B311		fari posteriori rear lights	16.1400.B316		rubinetto acqua corrente running water tap	16.1400.B321		sedile riscaldato heated seat
16.1400.B312		freno a mano inserito hand brake on	16.1400.B317		controllo corsa ride control	16.1400.B322		icona personalizzata custom icon
16.1400.B313		immissione dati enter data	16.1400.B318		AUX 1	16.1400.B323		icona personalizzata custom icon
16.1400.B314		arresto motore engine stop	16.1400.B319		AUX 2			

VERSIONE TASTO CON 2 VETRINI GRANDI
KEY VERSION WITH 2 BIG LENSES

P/N	TASTO KEY	DESCRIZIONE DESCRIPTION	P/N	TASTO KEY	DESCRIZIONE DESCRIPTION	P/N	TASTO KEY	DESCRIZIONE DESCRIPTION
16.1400.C001		ruspetta/cingoli scraper/tracks	16.1400.C018		alz. nastro/ abb. nastro belt up/belt down	16.1400.C032		condizionatore air conditioning
16.1400.C002		marcia lenta/ marcia veloce slow gear/ fast gear	16.1400.C019		FHW / HHW	16.1400.C033		ribaltamento cassone dump body
16.1400.C006		braccio chiuso/ braccio aperto locked boom/ unlocked boom	16.1400.C020		sollevamento lift	16.1400.C034		tasto neutro neutral rocker switch
16.1400.C007		freccia direction indicator	16.1400.C021		sterz. RH/sterz. LH RH steering/ LH steering	16.1400.C035		regolazione barra bar adjustment
16.1400.C008		tasto neutro neutral rocker switch	16.1400.C022		alz. nastro/ abb. nastro belt up/belt down	16.1400.C036		movimentazione carrello bogie
16.1400.C009		funzione LH/ funzione RH LH function/ RH function	16.1400.C023		alz. nastro/ abb. nastro belt up/belt down	16.1400.C037		inclinazione carrello bogie tilt
16.1400.C010		marcia veloce/ marcia lenta fast gear/slow gear	16.1400.C024		variazione velocità speed changer	16.1400.C038		movimentazione cabina cab up/down
16.1400.C011		stabilizzatore LH/ stabilizzatore RH LH stabilizer/ RH stabilizer	16.1400.C025		regolazione retrovisori rear-view mirrors adjustment	16.1400.C039		bloccaggio/sbocc. martinetto jack lock/unlock
16.1400.C012		martello/switch PPC hammer/switch PPC	16.1400.C026		variante velocità nastro belt speed changer	16.1400.C040		variazione giri motore RPM changer
16.1400.C013		tasto neutro neutral rocker switch	16.1400.C027		regolazione serranda shutter control	16.1400.C041		icona personalizzata custom icon
16.1400.C014		bloccaggio differenz. differential lock	16.1400.C028		marcia lenta/ marcia veloce slow gear/ fast gear	16.1400.C042		icona personalizzata custom icon
16.1400.C015		rot. cabina RH/ rot. cabina LH RH cabin rotation/ LH cabin rotation	16.1400.C029		proiettori da lavoro work lamps	16.1400.C043		icona personalizzata custom icon
16.1400.C016		alz. falciatore/ abb. falciatore mower up/ mower down	16.1400.C030		selettore selector	16.1400.C044		icona personalizzata custom icon
16.1400.C017		alz. leva/abb. leva lever up/lever down	16.1400.C031		condizionatore air conditioning	16.1400.C045		bloccaggio differenziale differential lock

P/N	TASTO KEY	DESCRIZIONE DESCRIPTION	P/N	TASTO KEY	DESCRIZIONE DESCRIPTION	P/N	TASTO KEY	DESCRIZIONE DESCRIPTION
16.1400.C046		icona personalizzata custom icon	16.1400.C068		marcia lenta / marcia veloce slow gear / fast gear	16.1400.C090		GAS + / GAS -
16.1400.C047		retarder	16.1400.C069		sterzo granchio / sterzo concentrico crab steering / concentric steering	16.1400.C091		tappo chiuso/aperto sealed cap off sealed cap on
16.1400.C048		marcia veloce / marcia lenta fast gear / slow gear	16.1400.C070		icona personalizzata custom icon	16.1400.C092		icona personalizzata custom icon
16.1400.C049		icona personalizzata custom icon	16.1400.C071		icona personalizzata custom icon	16.1400.C093		icona personalizzata custom icon
16.1400.C050		bloccaggio differenziale differential lock	16.1400.C072		blocco assiale / neutro cross-shaft axale lock / neutral	16.1400.C094		icona personalizzata custom icon
16.1400.C051		icona personalizzata custom icon	16.1400.C073		icona personalizzata custom icon	16.1400.C095		icona personalizzata custom icon
16.1400.C052		icona personalizzata custom icon	16.1400.C074		icona personalizzata custom icon	16.1400.C096		marcia veloce / marcia lenta fast gear / slow gear
16.1400.C053		staccabatteria / OFF master switch / OFF	16.1400.C075		icona personalizzata custom icon	16.1400.C097		bloccaggio differenziale differential lock
16.1400.C054		benna a conchiglia clamshell bucket	16.1400.C076		lavalunotto / tergilunotto rear window washer / rear window wiper	16.1400.C098		icona personalizzata custom icon
16.1400.C055		anabbaglianti / luci posizione low beams / parking lights	16.1400.C077		lama sgombraneve angolo RH/LH dozer blade angle RH/LH	16.1400.C099		illum. scale / lampada rotante ladle lighting / beacon
16.1400.C056		assale oscillante turnin axle	16.1400.C078		bilanciere outrigger	16.1400.C100		spazzola marciapiede LH-RH gutter broom LH-RH
16.1400.C057		orologio clock	16.1400.C079		bilanciere outrigger	16.1400.C101		spazzola marciapiede inclinata LH-RH gutter broom tilt LH-RH
16.1400.C058		stabilizzatore LH / stabilizzatore RH LH stabilizer / RH stabilizer	16.1400.C080		icona personalizzata custom icon	16.1400.C102		rotazione spazzola LH-RH broom rotation LH-RH
16.1400.C059		staccabatterie / carica generatore battery isolator / generator load	16.1400.C081		icona personalizzata custom icon	16.1400.C103		ventola / filtro aria fan / air filter
16.1400.C060		funzione LH / funzione RH LH function / RH function	16.1400.C082		avvolgimento / svolgimento bobina spool in / spool out	16.1400.C104		lift point
16.1400.C061		marcia veloce / marcia lenta fast gear / slow gear	16.1400.C083		icona personalizzata custom icon	16.1400.C105		icona personalizzata custom icon
16.1400.C062		ruspetta / cingoli scraper / tracks	16.1400.C084		blocco assiale / assiale oscillante cross-shaft axale lock	16.1400.C106		icona personalizzata custom icon
16.1400.C063		martello / switch PPC hammer / switch PPC	16.1400.C085		marcia lenta / marcia veloce slow gear / fast gear			
16.1400.C064		benna a conchiglia clamshell bucket	16.1400.C086		AUX 1 / AUX 2			
16.1400.C065		tasto neutro neutral rocker switch	16.1400.C087		icona personalizzata custom icon			
16.1400.C066		attivazione / disattivazione filtro antiparticolato particulate filter regenerator / inhibition	16.1400.C088		luci abbaglianti / luci anabbaglianti high beams / low beams			
16.1400.C067		attivazione / disattivazione filtro antiparticolato particulate filter regenerator / inhibition	16.1400.C089		conversione switchover			

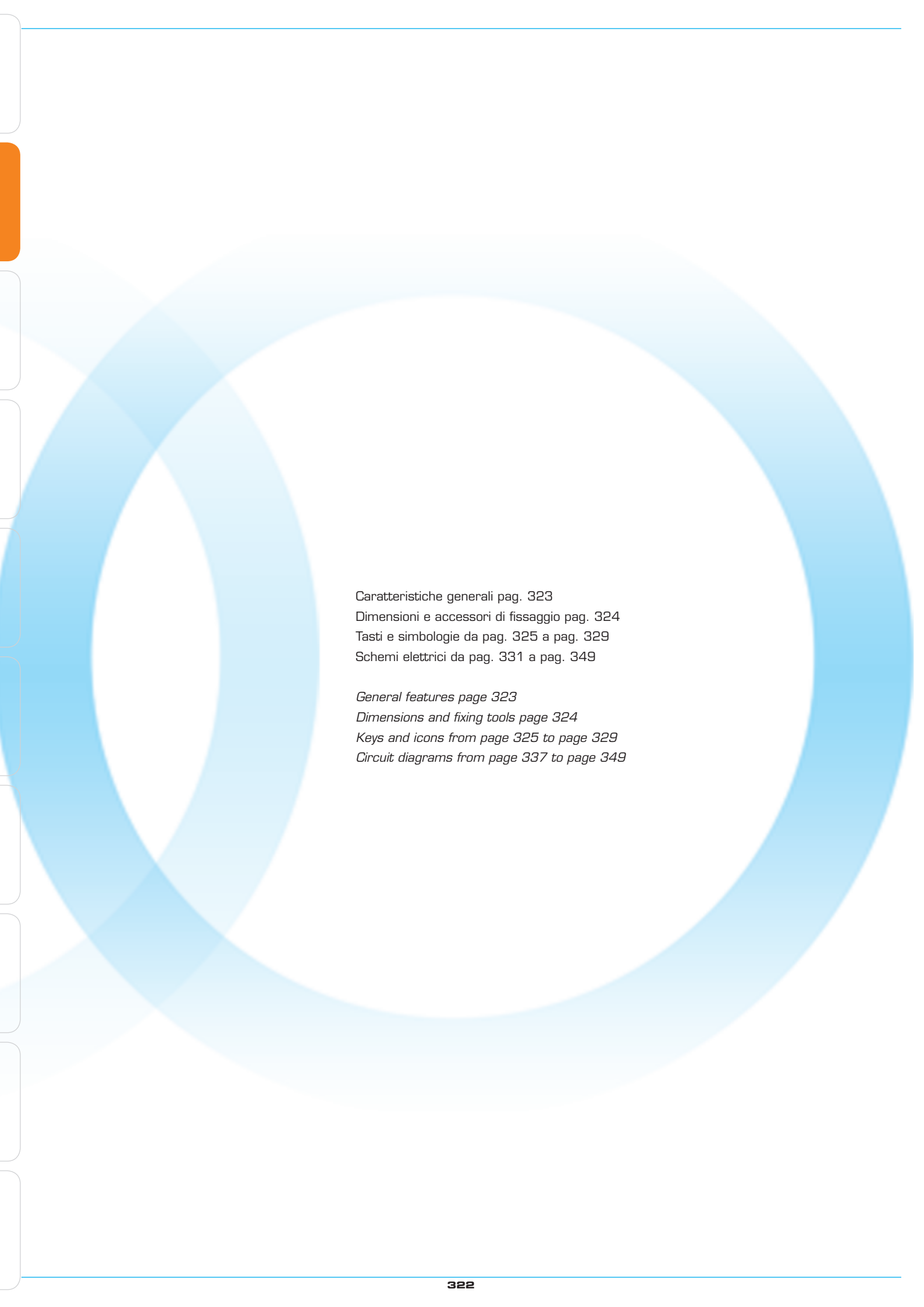
VERSIONE TASTO CON 1 SIMBOLO LASERATO (come serie 700) - SOLO A LED
KEY VERSION WITH 1 LASER-ENGRAVED ICON (same as "700" series) - ONLY LED

P/N	TASTO KEY	DESCRIZIONE DESCRIPTION	P/N	TASTO KEY	DESCRIZIONE DESCRIPTION	P/N	TASTO KEY	DESCRIZIONE DESCRIPTION
16.1400.D001		emergenza hazard	16.1400.D021		termoavviatore preheater	16.1400.D041		sterzo rapido fast steering
16.1400.D002		4 ruote motrici 4 WD	16.1400.D022		proiettore lavoro work lamp	16.1400.D042		controllo P.T.O. P.T.O. management
16.1400.D003		lampada rotante beacon	16.1400.D023		tergi-lavalunotto rear window wiper washer	16.1400.D043		blocco stabilizzatori stabilizers lock
16.1400.D004		bloccaggio differenziale differential lock	16.1400.D024		bloccaggio differenziale differential lock	16.1400.D044		riscaldamento retrovisore rearview mirror heating
16.1400.D005		proiettore lavoro work lamp	16.1400.D025		proiettore lavoro work lamp	16.1400.D045		sollevatore alzato/abbassato rockshaft up/down
16.1400.D006		lampada rotante beacon	16.1400.D026		tergi-lavacrystallo windscreen wiper washer	16.1400.D046		innesto D.T. 4 WD
16.1400.D007		interruttore luci d'angolo corner lights	16.1400.D027		tergicristallo windscreen wiper	16.1400.D047		innesto D.T. 4 WD
16.1400.D008		assale sospeso suspension axle	16.1400.D028		tergi-lavalunotto rear window wiper washer	16.1400.D048		innesto D.T. 4 WD
16.1400.D009		blocco stabilizzatori stabilizers lock	16.1400.D029		sollevatore alzato rockshaft up	16.1400.D049		interruttore luci d'angolo corner lights
16.1400.D010		sensore antipattinamento slip sensor	16.1400.D030		lavacrystallo windscreen washer	16.1400.D050		interruttore luci d'angolo corner lights
16.1400.D011		regolazione orologio clock adjustment	16.1400.D031		sollevatore alzato/abbassato rockshaft up/down	16.1400.D051		tergi-lavalunotto rear window wiper washer
16.1400.D012		EFH esterno cabina EFH external in cab	16.1400.D032		innesto D.T. 4 WD	16.1400.D052		regolazione orologio clock adjustment
16.1400.D013		bloccaggio differenziale differential lock	16.1400.D033		blocco differenziale differential lock	16.1400.D053		EFH esterno cabina EFH external in cab
16.1400.D014		innesto D.T. 4 WD	16.1400.D034		P.T.O. modulata modulated P.T.O.	16.1400.D075		presa di forza P.T.O.
16.1400.D015		EFH esterno cabina EFH external in cab	16.1400.D035		bloccaggio differenziale differential lock	16.1400.D076		sedile riscaldato heated seat
16.1400.D016		modalità EFH EFH mode	16.1400.D036		calibrazione/selezione calibration/selection	16.1400.D077		attivazione FSS FSS control
16.1400.D017		fari lavoro work lamps	16.1400.D037		regolazione orologio clock adjustment	16.1400.D078		staccabatterie battery isolator
16.1400.D018		EFH generale master EFH	16.1400.D038		sollevatore alzato/abbassato rockshaft up/down	16.1400.D086		tergi-lava crystallo windscreen wiper washer
16.1400.D019		doppia potenza twin power	16.1400.D039		innesto D.T. 4 WD	16.1400.D087		lampada rotante beacon
16.1400.D020		proiettore lavoro work lamp	16.1400.D040		calibrazione calibration	16.1400.D088		blocco assale cross-shaft axle lock

P/N	TASTO KEY	DESCRIZIONE DESCRIPTION	P/N	TASTO KEY	DESCRIZIONE DESCRIPTION	P/N	TASTO KEY	DESCRIZIONE DESCRIPTION
16.1400.D054		plafoniera interior dome light	16.1400.D064		sospensione suspension	16.1400.D074		antiappannamento specch. retrovisore rearview mirror heating
16.1400.D055		disabile disabled person	16.1400.D065		emergenza hazard	16.1400.D079		plafoniera interior dome light
16.1400.D056		ventilazione inserita ventilating fan	16.1400.D066		riscaldamento motore engine warm up	16.1400.D080		retronebbia rear fog light
16.1400.D057		DPD	16.1400.D067		caffè/frigorifero coffee/refrigerator	16.1400.D081		sbrinatoro defroster
16.1400.D058		TV	16.1400.D068		ventilazione inserita ventilating fan	16.1400.D082		tasto neutro natural rocker switch
16.1400.D059		fari lavoro work lamp	16.1400.D069		apertura porta door opener	16.1400.D083		lampada rotante beacon
16.1400.D060		luci quadro console light	16.1400.D070		luce di cortesia courtesy light	16.1400.D084		condizionatore air conditioning
16.1400.D061		illuminazione posto autista driving seat lighting	16.1400.D071		apertura porta n°1 door 1 opener	16.1400.D085		
16.1400.D062		fari fendinebbia fog lights	16.1400.D072		apertura porta n°2 door 2 opener			
16.1400.D063		caffè coffee	16.1400.D073		antiappannamento lunotto posteriore heated rear window			

VERSIONE TASTO CON 2 SIMBOLI LASERATI - SOLO A LED
KEY VERSION WITH 2 LASER-ENGRAVED ICONS - LED ONLY

P/N	TASTO KEY	DESCRIZIONE DESCRIPTION	P/N	TASTO KEY	DESCRIZIONE DESCRIPTION	P/N	TASTO KEY	DESCRIZIONE DESCRIPTION
16.1400.F001		interruttore su / giù up / down switch						
16.1400.F002		casa / immissione dati home / enter data						
16.1400.F003		partitore di carica elettrica electrical battery isolator						



Caratteristiche generali pag. 323
Dimensioni e accessori di fissaggio pag. 324
Tasti e simbologie da pag. 325 a pag. 329
Schemi elettrici da pag. 331 a pag. 349

*General features page 323
Dimensions and fixing tools page 324
Keys and icons from page 325 to page 329
Circuit diagrams from page 337 to page 349*

• **Interruttori a tasto basculante serie "1500"**

Materiale corpo: acetalico nero
 Simboli: di colore bianco, incisi a laser
 Tipo di terminale: lamellare maschio 6.35mm.
 Illuminazione: LED 12V o 24V
 Grado di protezione: IP 65
 Temperatura di funzionamento: - 40°C ÷ +85°C
 Carico max: 10 A @ 12V
 5 A @ 24V



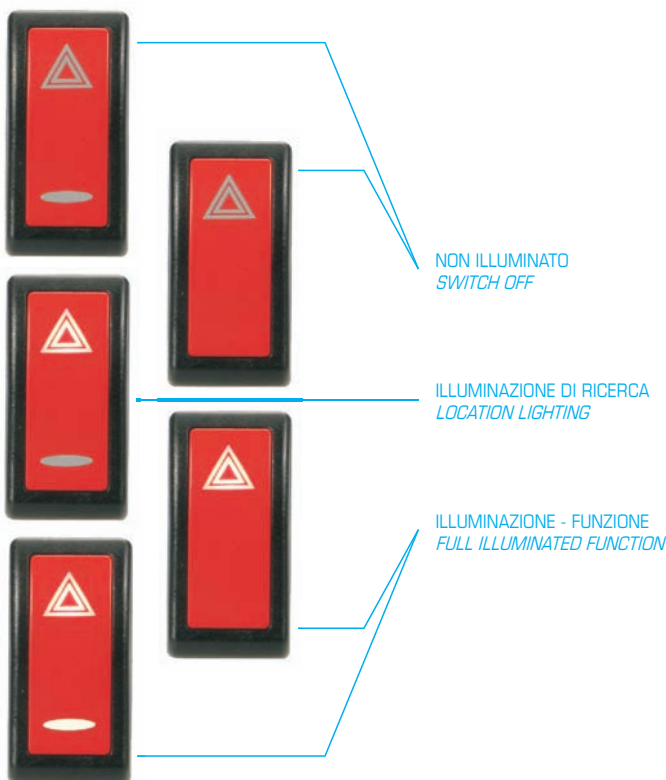

• **Rocker switches "1500" series**

Housing material: black acetal resin
 Icons: white color; laser engraved
 Type of terminal: male blade terminal 6.35mm.
 Lighting: 12V or 24V LED
 Sealing: IP 65
 Operating temperature: - 40°C ÷ +85°C
 Ratings: 10 A @ 12V
 5 A @ 24V

**Serie - series
 "1500"**



Scala 1:1
 Scale 1:1




NON ILLUMINATO
 SWITCH OFF

ILLUMINAZIONE DI RICERCA
 LOCATION LIGHTING

ILLUMINAZIONE - FUNZIONE
 FULL ILLUMINATED FUNCTION

ESEMPI COLORE LED
 EXAMPLES OF LED COLOR

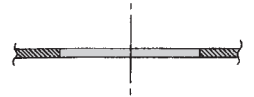
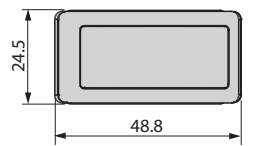
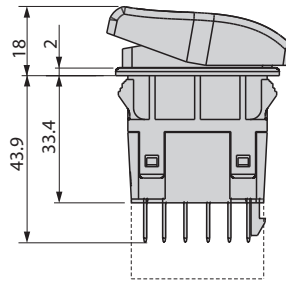
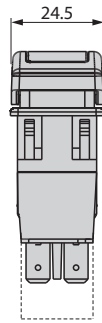
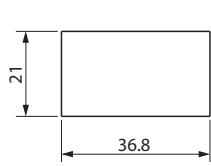


FORATURA - FIXING HOLE

mm 21 x 36,8

SERIE - SERIES

"1500"



1,5 ± 3 mm.
Spessore cruscotto
Dashboard thickness



Scala 1:1
Scale 1:1

OPTIONAL

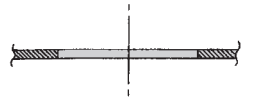
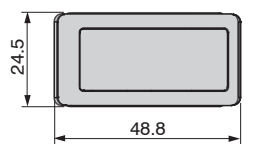
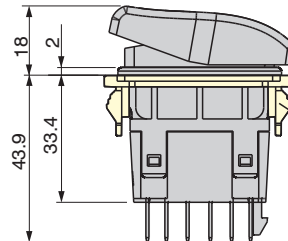
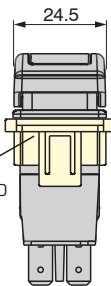
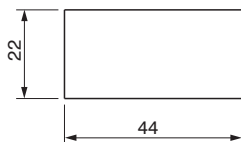


FORATURA - FIXING HOLE


mm 22 x 44

SERIE - SERIES

"1500"



1,5 ± 3 mm.
Spessore cruscotto
Dashboard thickness



16.600.020

Scala 1:1
Scale 1:1

OPTIONAL



































































ILLUMINAZIONE - LIGHTING:
funzione - function



ILLUMINAZIONE - LIGHTING:
ricerca/funcione - location/function

TASTI SERIE "1500" - KEYS "1500" SERIES

P/N	TASTO KEY	DESCRIZIONE DESCRIPTION	P/N	TASTO KEY	DESCRIZIONE DESCRIPTION	P/N	TASTO KEY	DESCRIZIONE DESCRIPTION
16.1500.A000		tasto neutro neutral rocker switch	16.1500.A128		livellamento telaio frame levelling	16.1500.A148		collegamenti idraulici aux aux hydraulic control
16.1500.A001		emergenza hazard	16.1500.A129		livellamento telaio frame levelling	16.1500.A149		collegamenti idraulici aux II II aux hydraulic control
16.1500.A110		emergenza hazard	16.1500.A130		blocco cambio automatico powershift clutch lock	16.1500.A150		condizionatore on/off ac on/off
16.1500.A111		tergi-lavalunotto rear window wiper washer	16.1500.A131		collegamenti idraulici aux F & R aux hydraulic control	16.1500.A151		comando rimorchio tow switch
16.1500.A112		livellamento telaio frame levelling	16.1500.A132		lampada rotante beacon	16.1500.A152		tergi-lavalunotto rear window wiper/washer
16.1500.A113		blocco cambio automatico powershift clutch lock	16.1500.A133		fari lavoro work lights	16.1500.A153		retronebbia rear fog light
16.1500.A114		collegamenti idraulici aux F & R aux hydraulic control	16.1500.A134		proiettore da lavoro anteriore front work lamp	16.1500.A154		tergi-lavalunotto rear window wiper washer
16.1500.A115		lampada rotante beacon	16.1500.A135		faro lavoro posteriore rear work lamp	16.1500.A155		chiusura comandi idraulici hydraulic drive locking
16.1500.A116		fari lavoro work lights	16.1500.A136		luci anabbaglianti low beams	16.1500.A156		ventilazione inversa reverse fan
16.1500.A117		proiettore da lavoro anteriore front work lamp	16.1500.A137		collegamenti idraulici aux aux hydraulic control	16.1500.A157		PTO 1 cambio PTO 1 gearshift
16.1500.A118		faro lavoro posteriore rear work lamp	16.1500.A138		collegamenti idraulici aux II II aux hydraulic control	16.1500.A158		PTO 2 cambio PTO 2 gearshift
16.1500.A119		luci anabbaglianti low beams	16.1500.A139		condizionatore on/off ac on/off	16.1500.A159		PTO laterale side PTO
16.1500.A120		collegamenti idraulici aux aux hydraulic control	16.1500.A140		livellamento telaio frame levelling	16.1500.A162		plafoniera interior dome light
16.1500.A121		collegamenti idraulici aux II II aux hydraulic controls	16.1500.A141		blocco cambio automatico powershift clutch lock	16.1500.A163		esclusioni ASR ASR inhibition
16.1500.A122		condizionatore on/off ac on/off	16.1500.A142		collegamenti idraulici aux F & R aux hydraulic control	16.1500.A164		ABS fuori strada ABS off road
16.1500.A123		bloccaggio centrale central axle lock	16.1500.A143		lampada rotante beacon	16.1500.A166		selettore freno motore engine brake control
16.1500.A124		bloccaggio posteriore rear axle lock	16.1500.A144		fari lavoro work lights	16.1500.A167		blocc. differenziale trasversale anteriore front transversal differential lock
16.1500.A125		bloccaggio anteriore front axle lock	16.1500.A145		proiettore da lavoro anteriore front work lamp	16.1500.A168		blocc. differenziale longitudinale tandem longitudinal differential lock
16.1500.A126		emergenza hazard	16.1500.A146		faro lavoro posteriore rear work lamp	16.1500.A169		blocc. differenziale trasversale posteriore rear transversal differential lock
16.1500.A127		tergi-lavalunotto rear window wiper washer	16.1500.A147		luci anabbaglianti low beams	16.1500.A171		tromba elettropneumatica electropneumatic horn

P/N	TASTO KEY	DESCRIZIONE DESCRIPTION	P/N	TASTO KEY	DESCRIZIONE DESCRIPTION	P/N	TASTO KEY	DESCRIZIONE DESCRIPTION
16.1500.A172		retronebbia rear fog light	16.1500.A240		avisatore acustico horn	16.1500.A291		fari da lavoro worklamps
16.1500.A201		plafoniera interior dome light	16.1500.A241		disattivazione / attivazione filtro antiparticolato particulate filter inhibit / regeneration	16.1500.A292		giri motore RPM engine speed
16.1500.A202		staccabatterie elettrico electric battery isolator	16.1500.A242		cabina mobile nobile cockpit	16.1500.A293		ritrarre / estendere cilindro
16.1500.A204		sollevamento veicolo full kneeling	16.1500.A243		tergicristallo windscreen wiper	16.1500.A002		emergenza hazard
16.1500.A205		ECO/PWR	16.1500.A244		tergilunotto superiore rear window wiper	16.1500.A003		lampada rotante beacon
16.1500.A206		FLASH	16.1500.A245		tergilunotto posteriore rear window wiper	16.1500.A004		pompa carburante fuel pump
16.1500.A207		indicatore indicator	16.1500.A246		stabilizzatore manuale / automatico	16.1500.A005		pompa carburante fuel pump
16.1500.A208		indicatore indicator	16.1500.A247		lavacristallo / lavalunotto windscreen wiper / rear window washer	16.1500.A006		sblocco benna bucket unlock
16.1500.A209		controllo corsa ride control	16.1500.A248		faro da lavoro worklamp	16.1500.A007		sblocco benna bucket unlock
16.1500.A211		giri motore engine RPM	16.1500.A249		lunotto termico heated rear window	16.1500.A008		presa di forza P.T.O.
16.1500.A213		regolazione giri battitore hitting RPM adjustment	16.1500.A250		cabina mobile mobile cockpit	16.1500.A009		presa di forza P.T.O.
16.1500.A214		variazione velocità ventola fan speed changer	16.1500.A251		retrovisori riscaldati heated side mirrors	16.1500.A010		blocco unlock
16.1500.A215		regolazione griglia anteriore front grid adjustment	16.1500.A252		selezione rotazione rotation selection	16.1500.A011		blocco unlock
16.1500.A216		regolazione griglia posteriore rear grid adjustment	16.1500.A253		faro da lavoro worklamp	16.1500.A012		freno a mano inserito hand brake on
16.1500.A218		livellamento manuale manual leveling	16.1500.A254		tergi-lava cristallo widescreeen wiper washer	16.1500.A013		freno a mano inserito hand brake on
16.1500.A219		livellamento manuale manual leveling	16.1500.A255		ventilazione fan	16.1500.A014		AUX
16.1500.A223		diagnostica motore engine diagnosis	16.1500.A256		lampada rotante beacon	16.1500.A015		AUX
16.1500.A231		selezione grano / mais wheat / corn selection	16.1500.A257		icona personalizzata custom icon	16.1500.A016		AUX
16.1500.A235		regolazione riflettori trinciapaglia straw chopper reflector adjustment	16.1500.A260		lavacristallo windscreen wiper	16.1500.A017		AUX
16.1500.A236		galleggiamento altezza autom. barra automatic floating bar	16.1500.A262		tergi-lava lunotto rear window wiper washer	16.1500.A018		AUX
16.1500.A237		rialzi serbatoio tank up	16.1500.A271		emergenza hazard	16.1500.A019		AUX
16.1500.A239		emergenza hazard	16.1500.A289		P.T.O. swing	16.1500.A020		AUX

P/N	TASTO KEY	DESCRIZIONE DESCRIPTION	P/N	TASTO KEY	DESCRIZIONE DESCRIPTION	P/N	TASTO KEY	DESCRIZIONE DESCRIPTION
16.1500.A021		AUX	16.1500.A043		AUX 2	16.1500.A065		freno rimorchio trailer brake
16.1500.A022		AUX	16.1500.A044		AUX 2	16.1500.A066		freno rimorchio trailer brake
16.1500.A023		AUX	16.1500.A045		AUX 2	16.1500.A067		freno rimorchio trailer brake
16.1500.A024		AUX	16.1500.A046		AUX 2	16.1500.A068		freno rimorchio trailer brake
16.1500.A025		AUX	16.1500.A047		AUX 2	16.1500.A069		freno rimorchio trailer brake
16.1500.A026		AUX 1	16.1500.A048		AUX 2	16.1500.A070		freno rimorchio trailer brake
16.1500.A027		AUX 1	16.1500.A049		AUX 2	16.1500.A071		freno rimorchio trailer brake
16.1500.A028		AUX 1	16.1500.A050		AUX 3	16.1500.A072		freno rimorchio trailer brake
16.1500.A029		AUX 1	16.1500.A051		AUX 3	16.1500.A073		freno rimorchio trailer brake
16.1500.A030		AUX 1	16.1500.A052		AUX 3	16.1500.A074		marcia veloce fast gear
16.1500.A031		AUX 1	16.1500.A053		AUX 3	16.1500.A075		marcia veloce fast gear
16.1500.A032		AUX 1	16.1500.A054		AUX 3	16.1500.A076		marcia lenta slow gear
16.1500.A033		AUX 1	16.1500.A055		AUX 3	16.1500.A077		marcia lenta slow gear
16.1500.A034		AUX 1	16.1500.A056		AUX 3	16.1500.A078		antiappannamento lunotto posteriore heated rear window
16.1500.A035		AUX 1	16.1500.A057		AUX 3	16.1500.A079		antiappannamento lunotto posteriore heated rear window
16.1500.A036		AUX 1	16.1500.A058		AUX 3	16.1500.A080		avisatore acustico horn
16.1500.A037		AUX 1	16.1500.A059		AUX 3	16.1500.A081		avisatore acustico horn
16.1500.A038		AUX 2	16.1500.A060		AUX 3	16.1500.A082		avisatore acustico horn
16.1500.A039		AUX 2	16.1500.A061		AUX 3	16.1500.A083		avisatore acustico horn
16.1500.A040		AUX 2	16.1500.A062		freno rimorchio trailer brake	16.1500.A084		avisatore acustico horn
16.1500.A041		AUX 2	16.1500.A063		freno rimorchio trailer brake	16.1500.A085		avisatore acustico horn
16.1500.A042		AUX 2	16.1500.A064		freno rimorchio trailer brake	16.1500.A086		faro lavoro work lamp

P/N	TASTO KEY	DESCRIZIONE DESCRIPTION	P/N	TASTO KEY	DESCRIZIONE DESCRIPTION	P/N	TASTO KEY	DESCRIZIONE DESCRIPTION
16.1500.A087		faro lavoro work lamp	16.1500.A109		martello hammer	16.1500.A190		luce autista driver light
16.1500.A088		faro lavoro work lamp	16.1500.A160		retrovisori riscaldati heated side mirrors	16.1500.A191		luci bianche passeggeri passengers white lights
16.1500.A089		faro lavoro work lamp	16.1500.A161		faro lavoro work lamp	16.1500.A192		luci azzurrate passeggeri passengers blue lights
16.1500.A090		faro lavoro work lamp	16.1500.A165		lampada rotante beacon	16.1500.A193		riscaldamento autista driver seat heating
16.1500.A091		faro lavoro work lamp	16.1500.A170		blocc. ripartitore brakeforce distribution lock	16.1500.A194		comando gradino elettrico electric footboard control
16.1500.A092		lampada rotante beacon	16.1500.A173		fari fendinebbia fog lights	16.1500.A195		motore ant. botola ant. front engine front trapdoor
16.1500.A093		lampada rotante beacon	16.1500.A174		condizionatore air conditioning	16.1500.A196		motore post. botola ant. rear engine front trapdoor
16.1500.A094		ventilazione inserita ventilating fan	16.1500.A175		energia solare solar charge	16.1500.A197		motore ant. botola post. front engine rear trapdoor
16.1500.A095		sedile riscaldato heated seat	16.1500.A176		luci di posizione parking lights	16.1500.A198		motore post. botola post. rear engine rear trapdoor
16.1500.A096		sedile riscaldato heated seat	16.1500.A177		luce interna interior light	16.1500.A199		blocco/sblocco porta sicurezza emergency door lock/unlock
16.1500.A097		luci di profondità high beams	16.1500.A178		faro da ricerca search light	16.1500.A200		alimentazione radio radio power supply
16.1500.A098		luci di profondità high beams	16.1500.A179		POWER	16.1500.A203		esclus. luci emerg. porta aperta open door hazard lights inhibitor
16.1500.A099		luci di profondità high beams	16.1500.A180		arresto motore engine stop	16.1500.A210		tasto neutro neutral rocker switch
16.1500.A100		luci di profondità high beams	16.1500.A181		alzacrystallo autista driver window winder	16.1500.A212		modo trasferimento strada roadway travel mode
16.1500.A101		luci di profondità high beams	16.1500.A182		abilit. apert. porta da est. external door opener	16.1500.A217		innesto doppia trazione 4WD
16.1500.A102		luci di profondità high beams	16.1500.A183		riscaldamento passeggeri passengers heating	16.1500.A220		livellamento generale general levelling
16.1500.A103		sbrinatori defroster	16.1500.A184		elettroventilatore electric fan	16.1500.A221		livellamento levelling
16.1500.A104		sbrinatori defroster	16.1500.A185		abilit. rampa/pedana disabile ramp/footboard for disabled	16.1500.A222		livellamento levelling
16.1500.A105		frigorifero inserito refrigerator on	16.1500.A186		obliteratrice punching machine	16.1500.A224		lampada rotante beacon
16.1500.A106		frigorifero inserito refrigerator on	16.1500.A187		indicatori di percorso line indicator	16.1500.A225		faro da lavoro worklamp
16.1500.A107		frigorifero inserito refrigerator on	16.1500.A188		TV	16.1500.A226		tergi-lava crystallo widescreen wiper washer
16.1500.A108		martello hammer	16.1500.A189		DC/DC converter	16.1500.A227		faro da lavoro worklamp

P/N	TASTO KEY	DESCRIZIONE DESCRIPTION	P/N	TASTO KEY	DESCRIZIONE DESCRIPTION	P/N	TASTO KEY	DESCRIZIONE DESCRIPTION
16.1500.A228		retrovisori riscaldati heated side mirrors	16.1500.A276		luci anabbaglianti low beams			
16.1500.A229		fiamma flame	16.1500.A277		freno a mano inserito hand brake on			
16.1500.A230		livellamento levelling	16.1500.A278		P.T.O. elettrico electrical P.T.O.			
16.1500.A232		GSA	16.1500.A279		P.T.O.			
16.1500.A233		deviatore comando martinetto supplementare additional jack deviator	16.1500.A280		lampada rotante beacon			
16.1500.A234		comando aspo sincronizzato timed swift	16.1500.A281		selezione velocità speed selection			
16.1500.A238		deviatore comando lame verticali vertical blades deviator	16.1500.A282		faro da lavoro worklamp			
16.1500.A258		emergenza hazard	16.1500.A283		faro da lavoro worklamp			
16.1500.A259		tergilunotto rear window wiper	16.1500.A284		P.T.O. 40-80			
16.1500.A261		tergi-lava lunotto rear window wiper washer	16.1500.A285		emergenza hazard			
16.1500.A263		4x4	16.1500.A286		P.T.O. elettrico electrical P.T.O.			
16.1500.A264		P.T.O.	16.1500.A287		valvola elettrica 1 electrical valve 1			
16.1500.A265		blocco ripartitore partition lock	16.1500.A288		valvola elettrica 2 electrical valve 2			
16.1500.A266		giri motore RPM engine speed	16.1500.A290		TV			
16.1500.A267		cambio valore change value						
16.1500.A268		blocco differenziale / tergi-lava cristallo differential lock/ widescreeen wiper washer						
16.1500.A269		valvola di scarico dump valve						
16.1500.A270		modalità galleggiante floating mode						
16.1500.A272		specchietti riscaldati heated mirrors						
16.1500.A273		sbrinatoro defroster						
16.1500.A274		regolazione luci anabbaglianti low beams regulation						
16.1500.A275		trasferimento peso weight transfer						

- **Chiave di interpretazione del codice per serie "600" - "1400" - "1500"**
- **Part number composition key for "600" - "1400" - "1500" series**

ESEMPIO - EXAMPLE:

13.600.100.01

13

MODELLO BASE
BASE TYPE

- 13** = INTERRUTTORI ON-OFF
ON-OFF SWITCHES
- 16** = COMMUTATORI 2-3 POSIZIONI
2-3 POSITION SWITCHES
- 17** = INTERRUTTORI/COMMUTATORI
INSTABILI
MOMENTARY SWITCHES

600

CIRCUITO ELETTRICO
& ILLUMINAZIONE
CIRCUIT DIAGRAM
& LIGHTING

100

COMBINAZIONE LAMPADA
BULB TYPE

100/200 =
2 LAMPADA/BULBS 1,2W
0/OR LED

300/400 =
1 LAMPADA/BULB 1,2W
1 LAMPADA/BULB 30mA

500/600 =
1 LAMPADA/BULB 30mA
1 LAMPADA/BULB 1,2W

700/800 =
2 LAMPADA/BULBS 30mA

01

IMBALLO/TENSIONE DI ALIMENTAZIONE
PACKAGING/POWER SUPPLY VOLTAGE

01 = NON ILLUMINATO
NO LIGHTING

13 = 

T 5 12V±1,2W

 LAMPADA
/BULB

14 = 

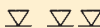
T 5 24V±1,2W

 LAMPADA
/BULB

13 = 

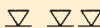
12V

 LED

14 = 

24V

 LED

45 = 

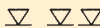
12V

 LED

46 = 

24V

 LED

47 = 

12V

 LED

48 = 

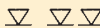
24V

 LED

49 = 


12V

 LED


50 = 


24V

 LED


62 = 


24V

 LED  LED



63 = 


24V

 LED  LED

67 = 

24V

 LED  LED

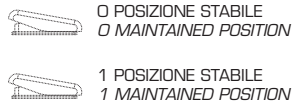
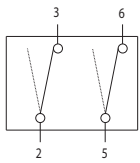
72 = 

12V

 LED  LED

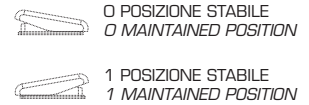
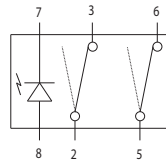
- **Schemi elettrici**
serie "600" - "1400" - "1500"
- **Circuit diagrams**
"600" - "1400" - "1500" series

13.600.100



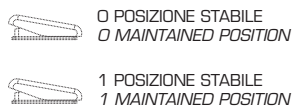
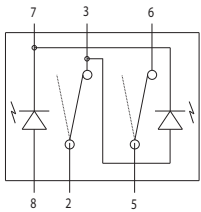
Schema elettr. rappresentato in posiz.1
Circuit diagram shown in position 1

13.601.100



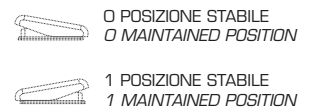
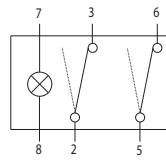
Schema elettr. rappresentato in posiz.1
Circuit diagram shown in position 1

13.602.100



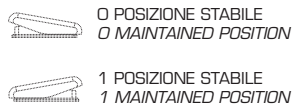
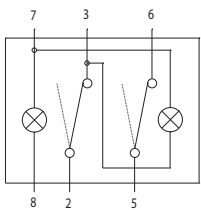
Schema elettr. rappresentato in posiz.1
Circuit diagram shown in position 1

13.603.100



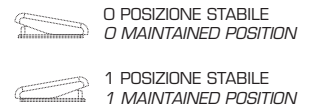
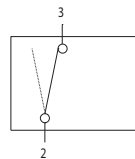
Schema elettr. rappresentato in posiz.1
Circuit diagram shown in position 1

13.604.100



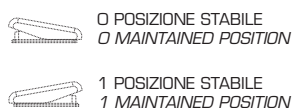
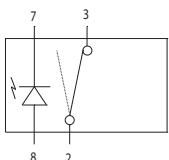
Schema elettr. rappresentato in posiz.1
Circuit diagram shown in position 1

13.605.100



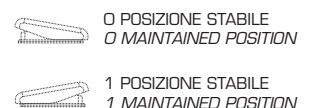
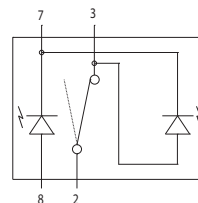
Schema elettr. rappresentato in posiz.1
Circuit diagram shown in position 1

13.606.100



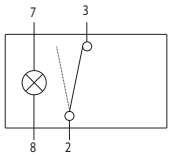
Schema elettr. rappresentato in posiz.1
Circuit diagram shown in position 1



13.607.100



Schema elettr. rappresentato in posiz.1
Circuit diagram shown in position 1

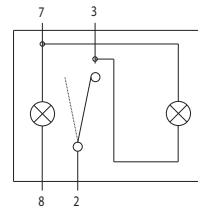
13.608.100





-  0 POSIZIONE STABILE
0 MAINTAINED POSITION
-  1 POSIZIONE STABILE
1 MAINTAINED POSITION

Schema elettr. rappresentato in posiz.1
Circuit diagram shown in position 1

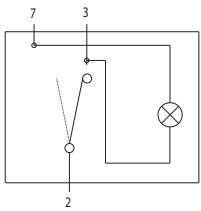
13.609.100





-  0 POSIZIONE STABILE
0 MAINTAINED POSITION
-  1 POSIZIONE STABILE
1 MAINTAINED POSITION

Schema elettr. rappresentato in posiz.1
Circuit diagram shown in position 1

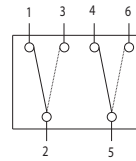
13.610.100





-  0 POSIZIONE STABILE
0 MAINTAINED POSITION
-  1 POSIZIONE STABILE
1 MAINTAINED POSITION

Schema elettr. rappresentato in posiz.1
Circuit diagram shown in position 1

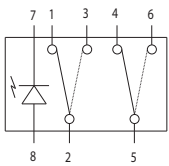
16.600.100





-  0 POSIZIONE STABILE
0 MAINTAINED POSITION
-  1 POSIZIONE STABILE
1 MAINTAINED POSITION

Schema elettr. rappresentato in posiz.0
Circuit diagram shown in position 0

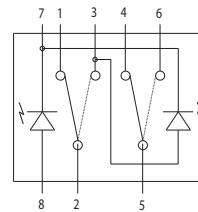
16.601.100





-  0 POSIZIONE STABILE
0 MAINTAINED POSITION
-  1 POSIZIONE STABILE
1 MAINTAINED POSITION

Schema elettr. rappresentato in posiz.0
Circuit diagram shown in position 0

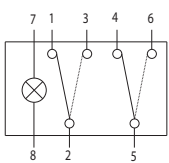
16.602.100





-  0 POSIZIONE STABILE
0 MAINTAINED POSITION
-  1 POSIZIONE STABILE
1 MAINTAINED POSITION

Schema elettr. rappresentato in posiz.0
Circuit diagram shown in position 0

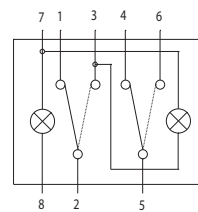
16.603.100





-  0 POSIZIONE STABILE
0 MAINTAINED POSITION
-  1 POSIZIONE STABILE
1 MAINTAINED POSITION

Schema elettr. rappresentato in posiz.0
Circuit diagram shown in position 0

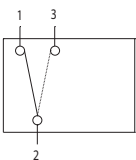
16.604.100





-  0 POSIZIONE STABILE
0 MAINTAINED POSITION
-  1 POSIZIONE STABILE
1 MAINTAINED POSITION

Schema elettr. rappresentato in posiz.0
Circuit diagram shown in position 0

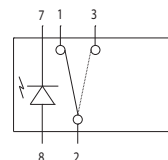
16.605.100





-  0 POSIZIONE STABILE
0 MAINTAINED POSITION
-  1 POSIZIONE STABILE
1 MAINTAINED POSITION

Schema elettr. rappresentato in posiz.0
Circuit diagram shown in position 0

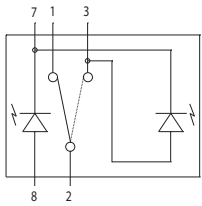
16.606.100



-  0 POSIZIONE STABILE
0 MAINTAINED POSITION
-  1 POSIZIONE STABILE
1 MAINTAINED POSITION

Schema elettr. rappresentato in posiz.0
Circuit diagram shown in position 0

16.607.100

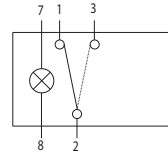


 0 POSIZIONE STABILE
0 MAINTAINED POSITION

 1 POSIZIONE STABILE
1 MAINTAINED POSITION

Schema elettr. rappresentato in posiz.0
Circuit diagram shown in position 0

16.608.100

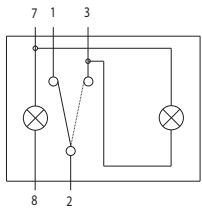


 0 POSIZIONE STABILE
0 MAINTAINED POSITION

 1 POSIZIONE STABILE
1 MAINTAINED POSITION

Schema elettr. rappresentato in posiz.0
Circuit diagram shown in position 0

16.609.100

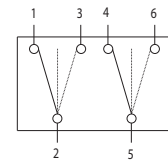


 0 POSIZIONE STABILE
0 MAINTAINED POSITION

 1 POSIZIONE STABILE
1 MAINTAINED POSITION

Schema elettr. rappresentato in posiz.0
Circuit diagram shown in position 0

16.610.100



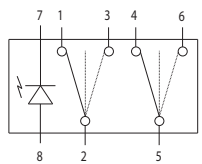
 1 POSIZIONE STABILE
1 MAINTAINED POSITION

 0 POSIZIONE STABILE
0 MAINTAINED POSITION

 2 POSIZIONE STABILE
2 MAINTAINED POSITION

Schema elettr. rappresentato in posiz.1
Circuit diagram shown in position 1

16.611.100



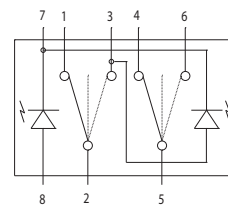
 1 POSIZIONE STABILE
1 MAINTAINED POSITION

 0 POSIZIONE STABILE
0 MAINTAINED POSITION

 2 POSIZIONE STABILE
2 MAINTAINED POSITION

Schema elettr. rappresentato in posiz.1
Circuit diagram shown in position 1

16.612.100



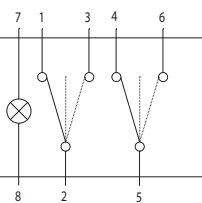
 1 POSIZIONE STABILE
1 MAINTAINED POSITION

 0 POSIZIONE STABILE
0 MAINTAINED POSITION

 2 POSIZIONE STABILE
2 MAINTAINED POSITION

Schema elettr. rappresentato in posiz.1
Circuit diagram shown in position 1

16.613.100



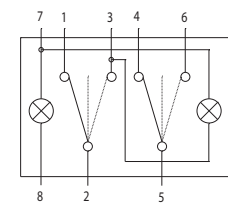
 1 POSIZIONE STABILE
1 MAINTAINED POSITION

 0 POSIZIONE STABILE
0 MAINTAINED POSITION

 2 POSIZIONE STABILE
2 MAINTAINED POSITION

Schema elettr. rappresentato in posiz.1
Circuit diagram shown in position 1

16.614.100



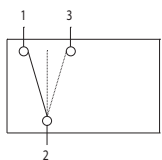
 1 POSIZIONE STABILE
1 MAINTAINED POSITION

 0 POSIZIONE STABILE
0 MAINTAINED POSITION

 2 POSIZIONE STABILE
2 MAINTAINED POSITION

Schema elettr. rappresentato in posiz.1
Circuit diagram shown in position 1

16.615.100



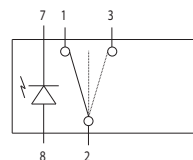
 1 POSIZIONE STABILE
1 MAINTAINED POSITION

 0 POSIZIONE STABILE
0 MAINTAINED POSITION

 2 POSIZIONE STABILE
2 MAINTAINED POSITION

Schema elettr. rappresentato in posiz.1
Circuit diagram shown in position 1

16.616.100



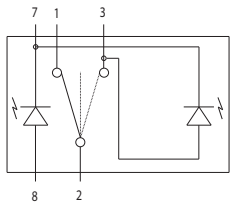
 1 POSIZIONE STABILE
1 MAINTAINED POSITION

 0 POSIZIONE STABILE
0 MAINTAINED POSITION

 2 POSIZIONE STABILE
2 MAINTAINED POSITION

Schema elettr. rappresentato in posiz.1
Circuit diagram shown in position 1

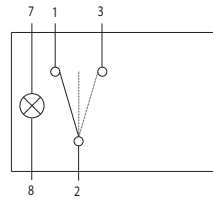
16.617.100



- 1 POSIZIONE STABILE
1 MAINTAINED POSITION
- 0 POSIZIONE STABILE
0 MAINTAINED POSITION
- 2 POSIZIONE STABILE
2 MAINTAINED POSITION

Schema elettr. rappresentato in posiz.1
Circuit diagram shown in position 1

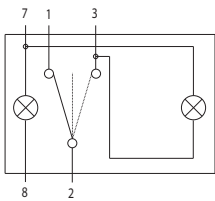
16.618.100



- 1 POSIZIONE STABILE
1 MAINTAINED POSITION
- 0 POSIZIONE STABILE
0 MAINTAINED POSITION
- 2 POSIZIONE STABILE
2 MAINTAINED POSITION

Schema elettr. rappresentato in posiz.1
Circuit diagram shown in position 1

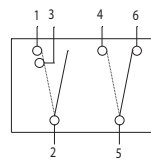
16.619.100



- 1 POSIZIONE STABILE
1 MAINTAINED POSITION
- 0 POSIZIONE STABILE
0 MAINTAINED POSITION
- 2 POSIZIONE STABILE
2 MAINTAINED POSITION

Schema elettr. rappresentato in posiz.1
Circuit diagram shown in position 1

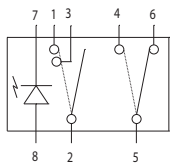
16.620.100



- 0 POSIZIONE STABILE
0 MAINTAINED POSITION
- 1 POSIZIONE STABILE
1 MAINTAINED POSITION

Schema elettr. rappresentato in posiz.0
Circuit diagram shown in position 0

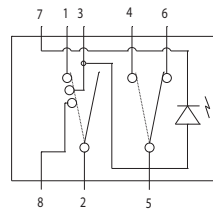
16.621.100



- 0 POSIZIONE STABILE
0 MAINTAINED POSITION
- 1 POSIZIONE STABILE
1 MAINTAINED POSITION

Schema elettr. rappresentato in posiz.0
Circuit diagram shown in position 0

16.622.100 *

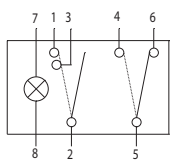


- 0 POSIZIONE STABILE
0 MAINTAINED POSITION
- 1 POSIZIONE STABILE
1 MAINTAINED POSITION

* Presente in distinta un led ulteriore che ha funzione di tasto.
One additional led suitable as plug is supplied.

Schema elettr. rappresentato in posiz.0
Circuit diagram shown in position 0

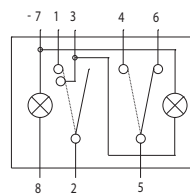
16.623.100



- 0 POSIZIONE STABILE
0 MAINTAINED POSITION
- 1 POSIZIONE STABILE
1 MAINTAINED POSITION

Schema elettr. rappresentato in posiz.0
Circuit diagram shown in position 0

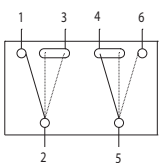
16.624.100



- 0 POSIZIONE STABILE
0 MAINTAINED POSITION
- 1 POSIZIONE STABILE
1 MAINTAINED POSITION

Schema elettr. rappresentato in posiz.0
Circuit diagram shown in position 0

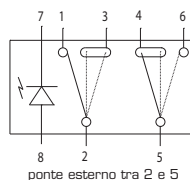
16.625.100



- 0 POSIZIONE STABILE
0 MAINTAINED POSITION
- 1 POSIZIONE STABILE
1 MAINTAINED POSITION

Schema elettr. rappresentato in posiz.1
Circuit diagram shown in position 1

16.626.100

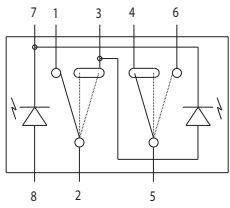





- 1 POSIZIONE STABILE
1 MAINTAINED POSITION
- 0 POSIZIONE STABILE
0 MAINTAINED POSITION
- 2 POSIZIONE STABILE
2 MAINTAINED POSITION

Schema elettr. rappresentato in posiz.1
Circuit diagram shown in position 1

ponte esterno tra 2 e 5

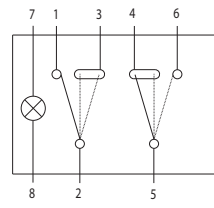
16.627.100






-  1 POSIZIONE STABILE
1 MAINTAINED POSITION
-  0 POSIZIONE STABILE
0 MAINTAINED POSITION
-  2 POSIZIONE STABILE
2 MAINTAINED POSITION

Schema elettr. rappresentato in posiz.1
Circuit diagram shown in position 1

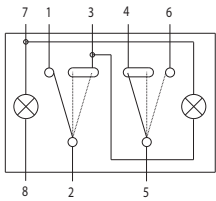
16.628.100






-  1 POSIZIONE STABILE
1 MAINTAINED POSITION
-  0 POSIZIONE STABILE
0 MAINTAINED POSITION
-  2 POSIZIONE STABILE
2 MAINTAINED POSITION

Schema elettr. rappresentato in posiz.1
Circuit diagram shown in position 1

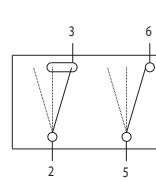
16.629.100






-  1 POSIZIONE STABILE
1 MAINTAINED POSITION
-  0 POSIZIONE STABILE
0 MAINTAINED POSITION
-  2 POSIZIONE STABILE
2 MAINTAINED POSITION

Schema elettr. rappresentato in posiz.1
Circuit diagram shown in position 1

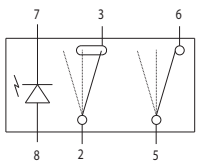
16.630.100






-  1 POSIZIONE STABILE
1 MAINTAINED POSITION
-  0 POSIZIONE STABILE
0 MAINTAINED POSITION
-  2 POSIZIONE STABILE
2 MAINTAINED POSITION

Schema elettr. rappresentato in posiz.2
Circuit diagram shown in position 2

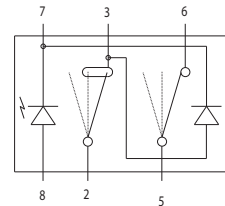
16.631.100






-  1 POSIZIONE STABILE
1 MAINTAINED POSITION
-  0 POSIZIONE STABILE
0 MAINTAINED POSITION
-  2 POSIZIONE STABILE
2 MAINTAINED POSITION

Schema elettr. rappresentato in posiz.2
Circuit diagram shown in position 2

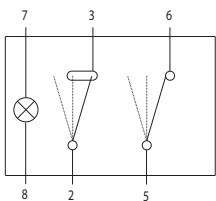
16.632.100






-  1 POSIZIONE STABILE
1 MAINTAINED POSITION
-  0 POSIZIONE STABILE
0 MAINTAINED POSITION
-  2 POSIZIONE STABILE
2 MAINTAINED POSITION

Schema elettr. rappresentato in posiz.2
Circuit diagram shown in position 2

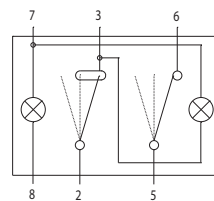
16.633.100






-  1 POSIZIONE STABILE
1 MAINTAINED POSITION
-  0 POSIZIONE STABILE
0 MAINTAINED POSITION
-  2 POSIZIONE STABILE
2 MAINTAINED POSITION

Schema elettr. rappresentato in posiz.2
Circuit diagram shown in position 2

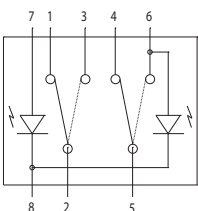
16.634.100






-  1 POSIZIONE STABILE
1 MAINTAINED POSITION
-  0 POSIZIONE STABILE
0 MAINTAINED POSITION
-  2 POSIZIONE STABILE
2 MAINTAINED POSITION

Schema elettr. rappresentato in posiz.2
Circuit diagram shown in position 2

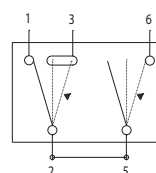
16.637.100






-  1 POSIZIONE STABILE
1 MAINTAINED POSITION
-  0 POSIZIONE STABILE
0 MAINTAINED POSITION
-  2 POSIZIONE STABILE
2 MAINTAINED POSITION

Schema elettr. rappresentato in posiz.0
Circuit diagram shown in position 0

16.640.100

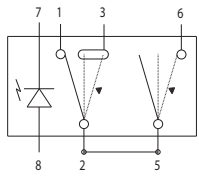


-  0 POSIZIONE STABILE
0 MAINTAINED POSITION
-  1 POSIZIONE STABILE
1 MAINTAINED POSITION
-  2 POSIZIONE INSTABILE
2 MOMENTARY POSITION

Schema elettr. rappresentato in posiz.0
Circuit diagram shown in position 0

MOM

16.641.100



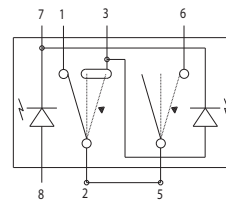
ponte esterno tra 2 e 5
external bridge between 2 and 5

- 0 POSIZIONE STABILE
0 MAINTAINED POSITION
- 1 POSIZIONE STABILE
1 MAINTAINED POSITION
- 2 POSIZIONE INSTABILE
2 MOMENTARY POSITION

MOM

Schema elettr. rappresentato in posiz.0
Circuit diagram shown in position 0

16.642.100



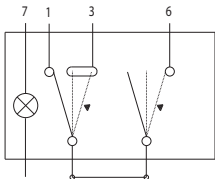
ponte esterno tra 2 e 5
external bridge between 2 and 5

- 0 POSIZIONE STABILE
0 MAINTAINED POSITION
- 1 POSIZIONE STABILE
1 MAINTAINED POSITION
- 2 POSIZIONE INSTABILE
2 MOMENTARY POSITION

MOM

Schema elettr. rappresentato in posiz.0
Circuit diagram shown in position 0

16.643.100



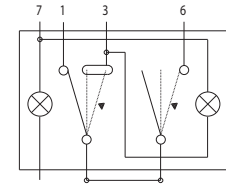
ponte esterno tra 2 e 5
external bridge between 2 and 5

- 0 POSIZIONE STABILE
0 MAINTAINED POSITION
- 1 POSIZIONE STABILE
1 MAINTAINED POSITION
- 2 POSIZIONE INSTABILE
2 MOMENTARY POSITION

MOM

Schema elettr. rappresentato in posiz.0
Circuit diagram shown in position 0

16.644.100



ponte esterno tra 2 e 5
external bridge between 2 and 5

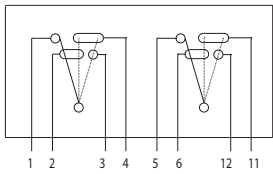
- 0 POSIZIONE STABILE
0 MAINTAINED POSITION
- 1 POSIZIONE STABILE
1 MAINTAINED POSITION
- 2 POSIZIONE INSTABILE
2 MOMENTARY POSITION

MOM

Schema elettr. rappresentato in posiz.0
Circuit diagram shown in position 0

16.650.100

Necessita connettore / Necessary
connector 16.650.003

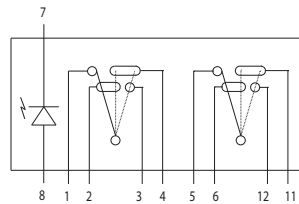


- 1 POSIZIONE STABILE
1 MAINTAINED POSITION
- 0 POSIZIONE STABILE
0 MAINTAINED POSITION
- 2 POSIZIONE STABILE
2 MAINTAINED POSITION

Schema elettr. rappresentato in posiz.1
Circuit diagram shown in position 1

16.651.100

Necessita connettore / Necessary
connector 16.650.003

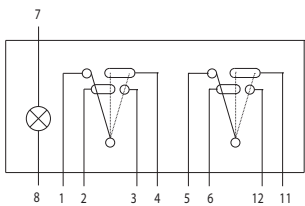


- 1 POSIZIONE STABILE
1 MAINTAINED POSITION
- 0 POSIZIONE STABILE
0 MAINTAINED POSITION
- 2 POSIZIONE STABILE
2 MAINTAINED POSITION

Schema elettr. rappresentato in posiz.1
Circuit diagram shown in position 1

16.653.100

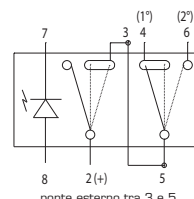
Necessita connettore / Necessary
connector 16.650.003



- 1 POSIZIONE STABILE
1 MAINTAINED POSITION
- 0 POSIZIONE STABILE
0 MAINTAINED POSITION
- 2 POSIZIONE STABILE
2 MAINTAINED POSITION

Schema elettr. rappresentato in posiz.1
Circuit diagram shown in position 1

16.676.100

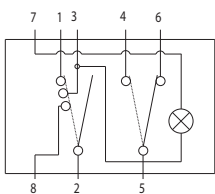


ponte esterno tra 3 e 5
external bridge between 3 and 5

- 0 POSIZIONE STABILE
0 MAINTAINED POSITION
- 1 POSIZIONE STABILE
1 MAINTAINED POSITION
- 2 POSIZIONE STABILE
2 MAINTAINED POSITION

Schema elettr. rappresentato in posiz.0
Circuit diagram shown in position 0

16.0677.0100 *

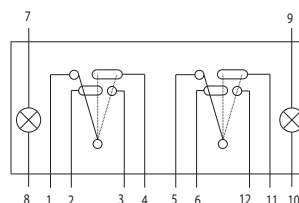


- 0 POSIZIONE STABILE
0 MAINTAINED POSITION
- 1 POSIZIONE STABILE
1 MAINTAINED POSITION

* Presente in distinta una lampada
ulteriore che ha funzione di tappo.
One additional bulb suitable as plug
is supplied.

Schema elettr. rappresentato in posiz.0
Circuit diagram shown in position 0

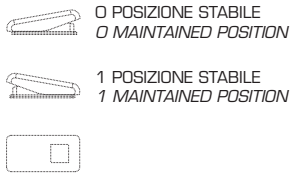
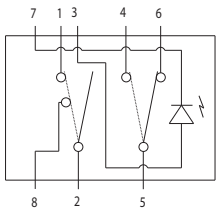
16.0678.0100



- 1 POSIZIONE STABILE
1 MAINTAINED POSITION
- 0 POSIZIONE STABILE
0 MAINTAINED POSITION
- 2 POSIZIONE STABILE
2 MAINTAINED POSITION

Schema elettr. rappresentato in posiz.1
Circuit diagram shown in position 1

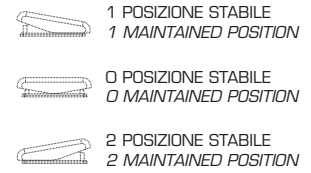
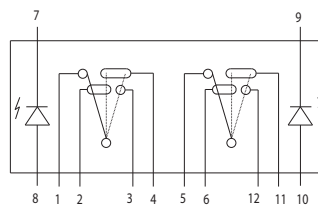
16.0679.0100



Schema elettr. rappresentato in posiz.0
Circuit diagram shown in position 0

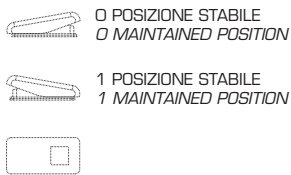
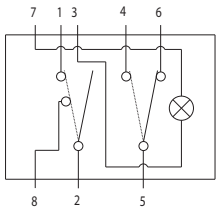
16.0682.0100

Necessita connettore / Necessary connector 16.650.003



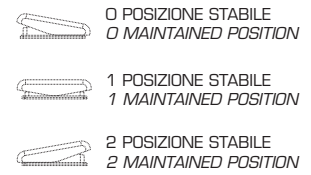
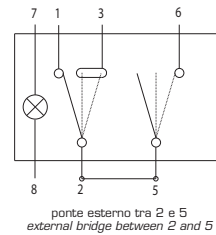
Schema elettr. rappresentato in posiz.1
Circuit diagram shown in position 1

16.0683.0100



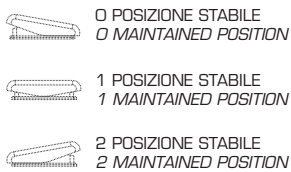
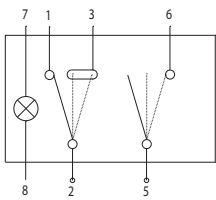
Schema elettr. rappresentato in posiz.0
Circuit diagram shown in position 0

16.0684.0100



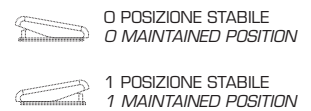
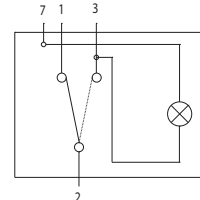
Schema elettr. rappresentato in posiz.0
Circuit diagram shown in position 0

16.0685.0100



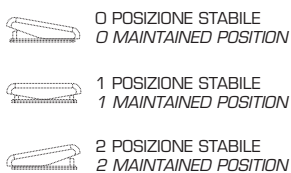
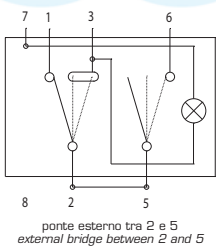
Schema elettr. rappresentato in posiz.0
Circuit diagram shown in position 0

16.0686.0100



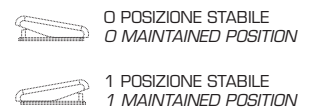
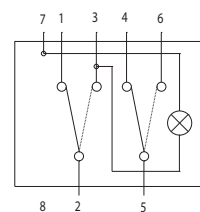
Schema elettr. rappresentato in posiz.0
Circuit diagram shown in position 0

16.0687.0100



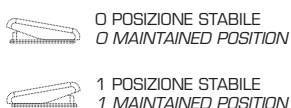
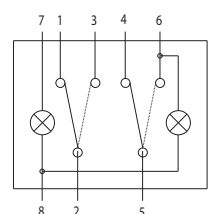
Schema elettr. rappresentato in posiz.0
Circuit diagram shown in position 0

16.0688.0100



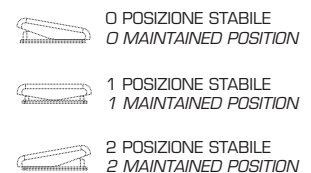
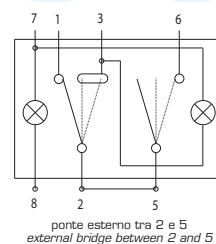
Schema elettr. rappresentato in posiz.0
Circuit diagram shown in position 0

16.0689.0100



Schema elettr. rappresentato in posiz.0
Circuit diagram shown in position 0

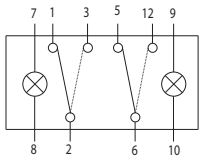
16.0690.0100



Schema elettr. rappresentato in posiz.0
Circuit diagram shown in position 0

16.0691.0100

Necessita connettore / Necessary connector 16.650.003



0 POSIZIONE STABILE
0 MAINTAINED POSITION

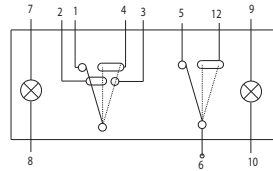
1 POSIZIONE STABILE
1 MAINTAINED POSITION

Schema elettr. rappresentato in posiz.0
Circuit diagram shown in position 0

16.0692.0100 (contatti OT/Ag)

Necessita connettore / Necessary connector 16.650.003

(silver-plated brass contacts)



0 POSIZIONE STABILE
0 MAINTAINED POSITION

1 POSIZIONE STABILE
1 MAINTAINED POSITION

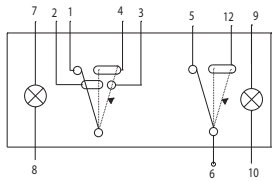
2 POSIZIONE STABILE
2 MAINTAINED POSITION

Schema elettr. rappresentato in posiz.1
Circuit diagram shown in position 1

16.0693.0100 (contatti OT/Ag)

Necessita connettore / Necessary connector 16.650.003

(silver-plated brass contacts)



0 POSIZIONE STABILE
0 MAINTAINED POSITION

1 POSIZIONE STABILE
1 MAINTAINED POSITION

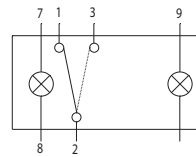
2 POSIZIONE INSTABILE
2 MOMENTARY POSITION

MOM

Schema elettr. rappresentato in posiz.0
Circuit diagram shown in position 0

16.0694.0100

Necessita connettore / Necessary connector 16.650.003



0 POSIZIONE STABILE
0 MAINTAINED POSITION

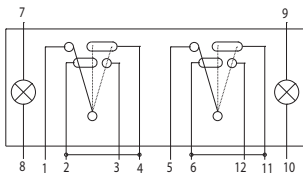
1 POSIZIONE STABILE
1 MAINTAINED POSITION

Schema elettr. rappresentato in posiz.0
Circuit diagram shown in position 0

16.0695.0100 (contatti OT/Ag)

Necessita connettore / Necessary connector 16.650.003

(silver-plated brass contacts)



1 POSIZIONE STABILE
1 MAINTAINED POSITION

0 POSIZIONE STABILE
0 MAINTAINED POSITION

2 POSIZIONE STABILE
2 MAINTAINED POSITION

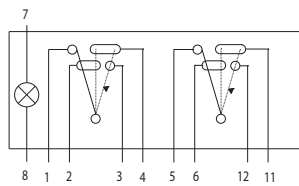
ponte esterno tra 2/4 e 6/11
external bridge between 2/4 and 6/11

Schema elettr. rappresentato in posiz.1
Circuit diagram shown in position 1

16.0697.0100 (contatti OT/Ag)

Necessita connettore / Necessary connector 16.650.003

(silver-plated brass contacts)



0 POSIZIONE STABILE
0 MAINTAINED POSITION

1 POSIZIONE STABILE
1 MAINTAINED POSITION

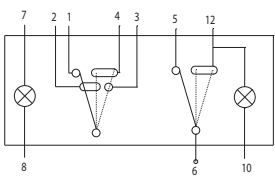
2 POSIZIONE INSTABILE
2 MOMENTARY POSITION

MOM

Schema elettr. rappresentato in posiz.0
Circuit diagram shown in position 0

16.0698.0100

Necessita connettore / Necessary connector 16.650.003



0 POSIZIONE STABILE
0 MAINTAINED POSITION

1 POSIZIONE STABILE
1 MAINTAINED POSITION

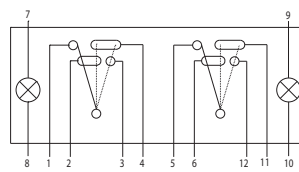
2 POSIZIONE STABILE
2 MAINTAINED POSITION

Schema elettr. rappresentato in posiz.0
Circuit diagram shown in position 0

16.0602.0200 (contatti OT/Ag)

Necessita connettore / Necessary connector 16.650.003

(silver-plated brass contacts)



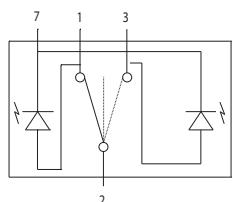
1 POSIZIONE STABILE
1 MAINTAINED POSITION

0 POSIZIONE STABILE
0 MAINTAINED POSITION

2 POSIZIONE STABILE
2 MAINTAINED POSITION

Schema elettr. rappresentato in posiz.1
Circuit diagram shown in position 1

16.0603.0200



1 POSIZIONE STABILE
1 MAINTAINED POSITION

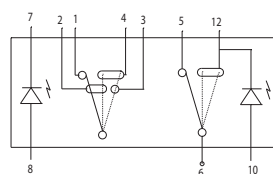
0 POSIZIONE STABILE
0 MAINTAINED POSITION

2 POSIZIONE STABILE
2 MAINTAINED POSITION

Schema elettr. rappresentato in posiz.1
Circuit diagram shown in position 1

16.0604.0200

Necessita connettore / Necessary connector 16.650.003



0 POSIZIONE STABILE
0 MAINTAINED POSITION

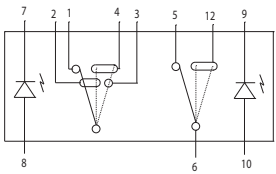
1 POSIZIONE STABILE
1 MAINTAINED POSITION

2 POSIZIONE STABILE
2 MAINTAINED POSITION

Schema elettr. rappresentato in posiz.0
Circuit diagram shown in position 0

16.0605.0200

Necessita connettore / Necessary connector 16.650.003

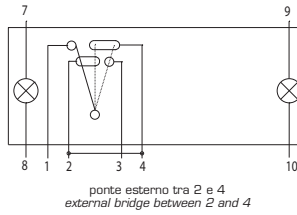


- 0 POSIZIONE STABILE
0 MAINTAINED POSITION
- 1 POSIZIONE STABILE
1 MAINTAINED POSITION
- 2 POSIZIONE STABILE
2 MAINTAINED POSITION

Schema elettr. rappresentato in posiz.0
Circuit diagram shown in position 0

16.0606.0200

Necessita connettore / Necessary connector 16.650.003

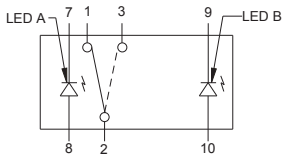


- 1 POSIZIONE STABILE
1 MAINTAINED POSITION
- 0 POSIZIONE STABILE
0 MAINTAINED POSITION
- 2 POSIZIONE STABILE
2 MAINTAINED POSITION

Schema elettr. rappresentato in posiz.1
Circuit diagram shown in position 1

16.0607.0200

Necessita specifico connettore / Necessary specific connector 16.650.003

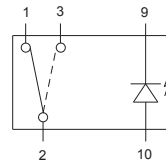


- 0 POSIZIONE STABILE
0 MAINTAINED POSITION
- 1 POSIZIONE STABILE
1 MAINTAINED POSITION

Schema elettr. rappresentato in posiz.0
Circuit diagram shown in position 0

16.0608.0200

Necessita specifico connettore / Necessary specific connector 16.650.003

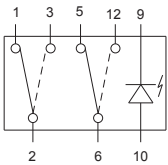


- 0 POSIZIONE STABILE
0 MAINTAINED POSITION
- 1 POSIZIONE STABILE
1 MAINTAINED POSITION

Schema elettr. rappresentato in posiz.0
Circuit diagram shown in position 0

16.0609.0200

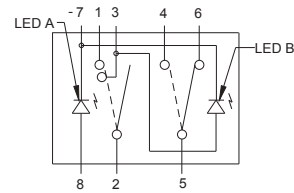
Necessita specifico connettore / Necessary specific connector 16.650.003



- 0 POSIZIONE STABILE
0 MAINTAINED POSITION
- 1 POSIZIONE STABILE
1 MAINTAINED POSITION

Schema elettr. rappresentato in posiz.0
Circuit diagram shown in position 0

16.0610.0200

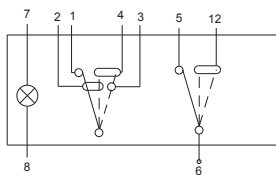


- 0 POSIZIONE STABILE
0 MAINTAINED POSITION
- 1 POSIZIONE STABILE
1 MAINTAINED POSITION

Schema elettr. rappresentato in posiz.0
Circuit diagram shown in position 0

16.0611.0200

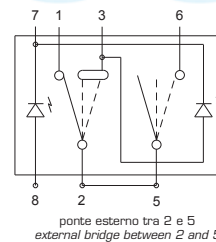
Necessita specifico connettore / Necessary specific connector 16.650.003



- 0 POSIZIONE STABILE
0 MAINTAINED POSITION
- 1 POSIZIONE STABILE
1 MAINTAINED POSITION
- 2 POSIZIONE STABILE
2 MAINTAINED POSITION

Schema elettr. rappresentato in posiz.0
Circuit diagram shown in position 0

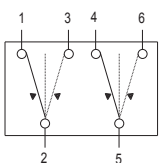
16.0612.0200



- 0 POSIZIONE STABILE
0 MAINTAINED POSITION
- 1 POSIZIONE STABILE
1 MAINTAINED POSITION
- 2 POSIZIONE STABILE
2 MAINTAINED POSITION

Schema elettr. rappresentato in posiz.0
Circuit diagram shown in position 0

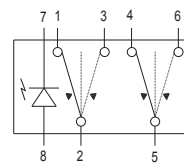
17.600.100



- 1 POSIZIONE INSTABILE
1 MOMENTARY POSITION **MOM**
- 0 POSIZIONE STABILE
0 MAINTAINED POSITION
- 2 POSIZIONE INSTABILE
2 MOMENTARY POSITION **MOM**

Schema elettr. rappresentato in posiz.1
Circuit diagram shown in position 1

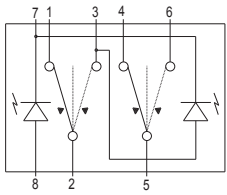
17.601.100






- 1 POSIZIONE INSTABILE
1 MOMENTARY POSITION **MOM**
- 0 POSIZIONE STABILE
0 MAINTAINED POSITION
- 2 POSIZIONE INSTABILE
2 MOMENTARY POSITION **MOM**

Schema elettr. rappresentato in posiz.1
Circuit diagram shown in position 1

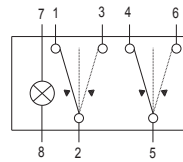
17.602.100






-  1 POSIZIONE INSTABILE
1 MOMENTARY POSITION **MOM**
-  0 POSIZIONE STABILE
0 MAINTAINED POSITION
-  2 POSIZIONE INSTABILE
2 MOMENTARY POSITION **MOM**

Schema elettr. rappresentato in posiz.1
Circuit diagram shown in position 1

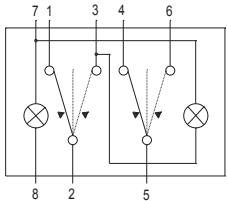
17.603.100






-  1 POSIZIONE INSTABILE
1 MOMENTARY POSITION **MOM**
-  0 POSIZIONE STABILE
0 MAINTAINED POSITION
-  2 POSIZIONE INSTABILE
2 MOMENTARY POSITION **MOM**

Schema elettr. rappresentato in posiz.1
Circuit diagram shown in position 1

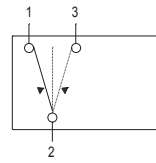
17.604.100






-  1 POSIZIONE INSTABILE
1 MOMENTARY POSITION **MOM**
-  0 POSIZIONE STABILE
0 MAINTAINED POSITION
-  2 POSIZIONE INSTABILE
2 MOMENTARY POSITION **MOM**

Schema elettr. rappresentato in posiz.1
Circuit diagram shown in position 1

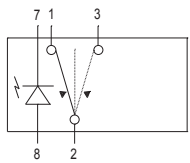
17.605.100






-  1 POSIZIONE INSTABILE
1 MOMENTARY POSITION **MOM**
-  0 POSIZIONE STABILE
0 MAINTAINED POSITION
-  2 POSIZIONE INSTABILE
2 MOMENTARY POSITION **MOM**

Schema elettr. rappresentato in posiz.1
Circuit diagram shown in position 1

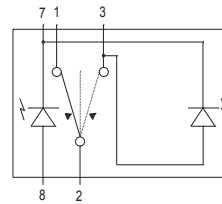
17.606.100






-  1 POSIZIONE INSTABILE
1 MOMENTARY POSITION **MOM**
-  0 POSIZIONE STABILE
0 MAINTAINED POSITION
-  2 POSIZIONE INSTABILE
2 MOMENTARY POSITION **MOM**

Schema elettr. rappresentato in posiz.1
Circuit diagram shown in position 1

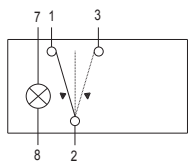
17.607.100






-  1 POSIZIONE INSTABILE
1 MOMENTARY POSITION **MOM**
-  0 POSIZIONE STABILE
0 MAINTAINED POSITION
-  2 POSIZIONE INSTABILE
2 MOMENTARY POSITION **MOM**

Schema elettr. rappresentato in posiz.1
Circuit diagram shown in position 1

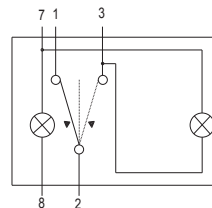
17.608.100






-  1 POSIZIONE INSTABILE
1 MOMENTARY POSITION **MOM**
-  0 POSIZIONE STABILE
0 MAINTAINED POSITION
-  2 POSIZIONE INSTABILE
2 MOMENTARY POSITION **MOM**

Schema elettr. rappresentato in posiz.1
Circuit diagram shown in position 1

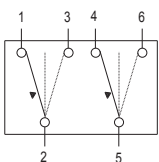
17.609.100






-  1 POSIZIONE INSTABILE
1 MOMENTARY POSITION **MOM**
-  0 POSIZIONE STABILE
0 MAINTAINED POSITION
-  2 POSIZIONE INSTABILE
2 MOMENTARY POSITION **MOM**

Schema elettr. rappresentato in posiz.1
Circuit diagram shown in position 1

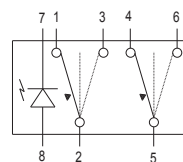
17.610.100






-  1 POSIZIONE INSTABILE
1 MOMENTARY POSITION **MOM**
-  0 POSIZIONE STABILE
0 MAINTAINED POSITION
-  2 POSIZIONE STABILE
2 MAINTAINED POSITION

Schema elettr. rappresentato in posiz.1
Circuit diagram shown in position 1

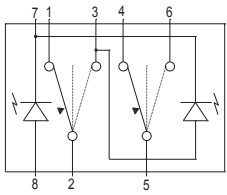
17.611.100






-  1 POSIZIONE INSTABILE
1 MOMENTARY POSITION **MOM**
-  0 POSIZIONE STABILE
0 MAINTAINED POSITION
-  2 POSIZIONE STABILE
2 MAINTAINED POSITION

Schema elettr. rappresentato in posiz.1
Circuit diagram shown in position 1

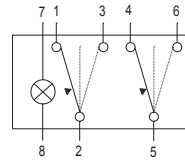
17.612.100






-  1 POSIZIONE INSTABILE
1 MOMENTARY POSITION **MOM**
-  0 POSIZIONE STABILE
0 MAINTAINED POSITION
-  2 POSIZIONE STABILE
2 MAINTAINED POSITION

Schema elettr. rappresentato in posiz.1
Circuit diagram shown in position 1

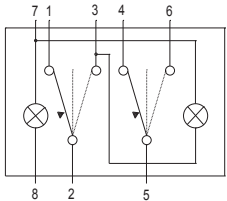
17.613.100






-  1 POSIZIONE INSTABILE
1 MOMENTARY POSITION **MOM**
-  0 POSIZIONE STABILE
0 MAINTAINED POSITION
-  2 POSIZIONE STABILE
2 MAINTAINED POSITION

Schema elettr. rappresentato in posiz.1
Circuit diagram shown in position 1

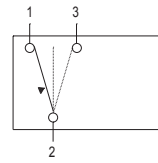
17.614.100






-  1 POSIZIONE INSTABILE
1 MOMENTARY POSITION **MOM**
-  0 POSIZIONE STABILE
0 MAINTAINED POSITION
-  2 POSIZIONE STABILE
2 MAINTAINED POSITION

Schema elettr. rappresentato in posiz.1
Circuit diagram shown in position 1

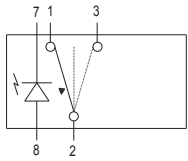
17.615.100






-  1 POSIZIONE INSTABILE
1 MOMENTARY POSITION **MOM**
-  0 POSIZIONE STABILE
0 MAINTAINED POSITION
-  2 POSIZIONE STABILE
2 MAINTAINED POSITION

Schema elettr. rappresentato in posiz.1
Circuit diagram shown in position 1

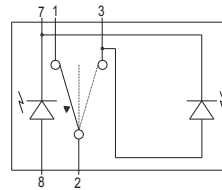
17.616.100






-  1 POSIZIONE INSTABILE
1 MOMENTARY POSITION **MOM**
-  0 POSIZIONE STABILE
0 MAINTAINED POSITION
-  2 POSIZIONE STABILE
2 MAINTAINED POSITION

Schema elettr. rappresentato in posiz.1
Circuit diagram shown in position 1

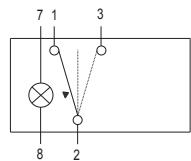
17.617.100






-  1 POSIZIONE INSTABILE
1 MOMENTARY POSITION **MOM**
-  0 POSIZIONE STABILE
0 MAINTAINED POSITION
-  2 POSIZIONE STABILE
2 MAINTAINED POSITION

Schema elettr. rappresentato in posiz.1
Circuit diagram shown in position 1

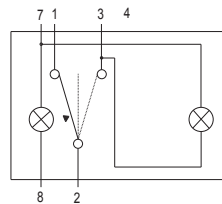
17.618.100






-  1 POSIZIONE INSTABILE
1 MOMENTARY POSITION **MOM**
-  0 POSIZIONE STABILE
0 MAINTAINED POSITION
-  2 POSIZIONE STABILE
2 MAINTAINED POSITION

Schema elettr. rappresentato in posiz.1
Circuit diagram shown in position 1

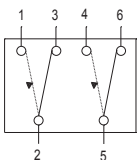
17.619.100





-  1 POSIZIONE INSTABILE
1 MOMENTARY POSITION **MOM**
-  0 POSIZIONE STABILE
0 MAINTAINED POSITION
-  2 POSIZIONE STABILE
2 MAINTAINED POSITION

Schema elettr. rappresentato in posiz.1
Circuit diagram shown in position 1

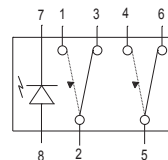
17.620.100





-  0 POSIZIONE INSTABILE
0 MOMENTARY POSITION **MOM**
-  1 POSIZIONE STABILE
1 MAINTAINED POSITION

Schema elettr. rappresentato in posiz.1
Circuit diagram shown in position 1

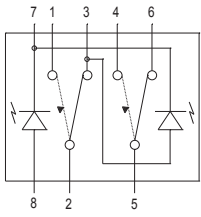
17.621.100





-  0 POSIZIONE INSTABILE
0 MOMENTARY POSITION **MOM**
-  1 POSIZIONE STABILE
1 MAINTAINED POSITION

Schema elettr. rappresentato in posiz.1
Circuit diagram shown in position 1

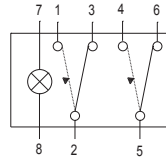
17.622.100





-  0 POSIZIONE INSTABILE
0 MOMENTARY POSITION **MOM**
-  1 POSIZIONE STABILE
1 MAINTAINED POSITION

Schema elettr. rappresentato in posiz.1
Circuit diagram shown in position 1

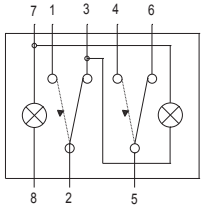
17.623.100





-  0 POSIZIONE INSTABILE
0 MOMENTARY POSITION **MOM**
-  1 POSIZIONE STABILE
1 MAINTAINED POSITION

Schema elettr. rappresentato in posiz.1
Circuit diagram shown in position 1

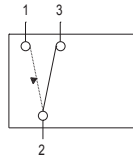
17.624.100





-  0 POSIZIONE INSTABILE
0 MOMENTARY POSITION **MOM**
-  1 POSIZIONE STABILE
1 MAINTAINED POSITION

Schema elettr. rappresentato in posiz.1
Circuit diagram shown in position 1

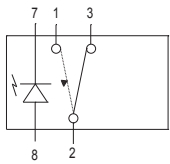
17.625.100





-  0 POSIZIONE INSTABILE
0 MOMENTARY POSITION **MOM**
-  1 POSIZIONE STABILE
1 MAINTAINED POSITION

Schema elettr. rappresentato in posiz.1
Circuit diagram shown in position 1

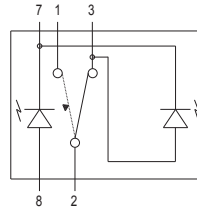
17.626.100





-  0 POSIZIONE INSTABILE
0 MOMENTARY POSITION **MOM**
-  1 POSIZIONE STABILE
1 MAINTAINED POSITION

Schema elettr. rappresentato in posiz.1
Circuit diagram shown in position 1

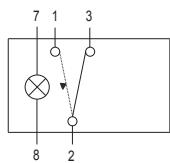
17.627.100





-  0 POSIZIONE INSTABILE
0 MOMENTARY POSITION **MOM**
-  1 POSIZIONE STABILE
1 MAINTAINED POSITION

Schema elettr. rappresentato in posiz.1
Circuit diagram shown in position 1

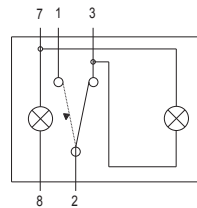
17.628.100





-  0 POSIZIONE INSTABILE
0 MOMENTARY POSITION **MOM**
-  1 POSIZIONE STABILE
1 MAINTAINED POSITION

Schema elettr. rappresentato in posiz.1
Circuit diagram shown in position 1

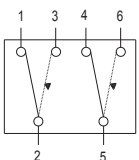
17.629.100





-  0 POSIZIONE INSTABILE
0 MOMENTARY POSITION **MOM**
-  1 POSIZIONE STABILE
1 MAINTAINED POSITION

Schema elettr. rappresentato in posiz.1
Circuit diagram shown in position 1

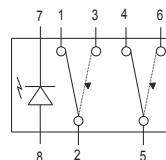
17.630.100





-  0 POSIZIONE STABILE
0 MAINTAINED POSITION
-  1 POSIZIONE INSTABILE
1 MOMENTARY POSITION **MOM**

Schema elettr. rappresentato in posiz.0
Circuit diagram shown in position 0

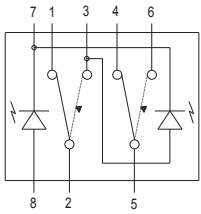
17.631.100



-  0 POSIZIONE STABILE
0 MAINTAINED POSITION
-  1 POSIZIONE INSTABILE
1 MOMENTARY POSITION **MOM**

Schema elettr. rappresentato in posiz.0
Circuit diagram shown in position 0

17.632.100



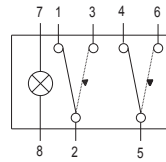
0 POSIZIONE STABILE
0 MAINTAINED POSITION



1 POSIZIONE INSTABILE
1 MOMENTARY POSITION **MOM**

Schema elettr. rappresentato in posiz.0
Circuit diagram shown in position 0

17.633.100



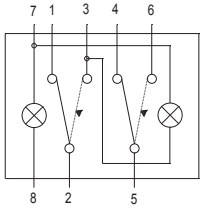
0 POSIZIONE STABILE
0 MAINTAINED POSITION



1 POSIZIONE INSTABILE
1 MOMENTARY POSITION **MOM**

Schema elettr. rappresentato in posiz.0
Circuit diagram shown in position 0

17.634.100



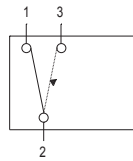
0 POSIZIONE STABILE
0 MAINTAINED POSITION



1 POSIZIONE INSTABILE
1 MOMENTARY POSITION **MOM**

Schema elettr. rappresentato in posiz.0
Circuit diagram shown in position 0

17.635.100



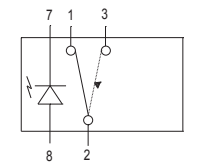
0 POSIZIONE STABILE
0 MAINTAINED POSITION



1 POSIZIONE INSTABILE
1 MOMENTARY POSITION **MOM**

Schema elettr. rappresentato in posiz.0
Circuit diagram shown in position 0

17.636.100



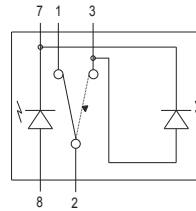
0 POSIZIONE STABILE
0 MAINTAINED POSITION



1 POSIZIONE INSTABILE
1 MOMENTARY POSITION **MOM**

Schema elettr. rappresentato in posiz.0
Circuit diagram shown in position 0

17.637.100



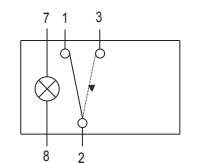
0 POSIZIONE STABILE
0 MAINTAINED POSITION



1 POSIZIONE INSTABILE
1 MOMENTARY POSITION **MOM**

Schema elettr. rappresentato in posiz.0
Circuit diagram shown in position 0

17.638.100



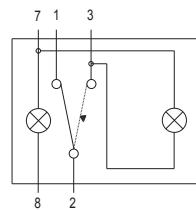
0 POSIZIONE STABILE
0 MAINTAINED POSITION



1 POSIZIONE INSTABILE
1 MOMENTARY POSITION **MOM**

Schema elettr. rappresentato in posiz.0
Circuit diagram shown in position 0

17.639.100



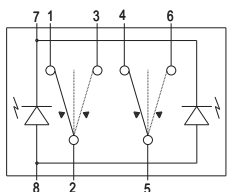
0 POSIZIONE STABILE
0 MAINTAINED POSITION



1 POSIZIONE INSTABILE
1 MOMENTARY POSITION **MOM**

Schema elettr. rappresentato in posiz.0
Circuit diagram shown in position 0

17.640.100



1 POSIZIONE INSTABILE
1 MOMENTARY POSITION **MOM**



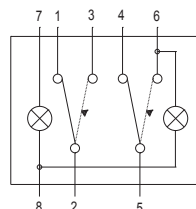
0 POSIZIONE STABILE
0 MAINTAINED POSITION



2 POSIZIONE INSTABILE
2 MOMENTARY POSITION **MOM**

Schema elettr. rappresentato in posiz.1
Circuit diagram shown in position 1

17.0641.0100



0 POSIZIONE STABILE
0 MAINTAINED POSITION

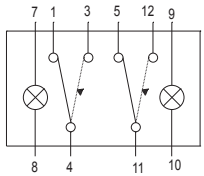


1 POSIZIONE INSTABILE
1 MOMENTARY POSITION **MOM**

Schema elettr. rappresentato in posiz.0
Circuit diagram shown in position 0

17.0642.0100

Necessita connettore / Necessary connector 16.650.003



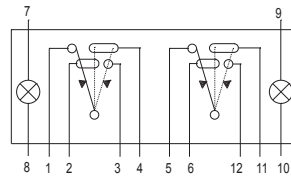
 0 POSIZIONE STABILE
0 MAINTAINED POSITION

 1 POSIZIONE INSTABILE
1 MOMENTARY POSITION **MOM**

Schema elettr. rappresentato in posiz.0
Circuit diagram shown in position 0

17.0643.0100

(contatti OT/Ag)
(silver-plated brass contacts)



 1 POSIZIONE INSTABILE
1 MOMENTARY POSITION **MOM**

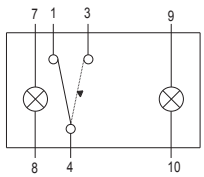
 0 POSIZIONE STABILE
0 MAINTAINED POSITION

 2 POSIZIONE INSTABILE
2 MOMENTARY POSITION **MOM**

Schema elettr. rappresentato in posiz.1
Circuit diagram shown in position 1

17.0644.0100

Necessita connettore / Necessary connector 16.650.003



 0 POSIZIONE STABILE
0 MAINTAINED POSITION

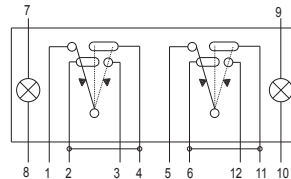
 1 POSIZIONE INSTABILE
1 MOMENTARY POSITION **MOM**

Schema elettr. rappresentato in posiz.0
Circuit diagram shown in position 0

17.0645.0100

Necessita connettore / Necessary connector 16.650.003

(contatti OT/Ag)
(silver-plated brass contacts)



 1 POSIZIONE INSTABILE
1 MOMENTARY POSITION **MOM**

 0 POSIZIONE STABILE
0 MAINTAINED POSITION

 2 POSIZIONE INSTABILE
2 MOMENTARY POSITION **MOM**

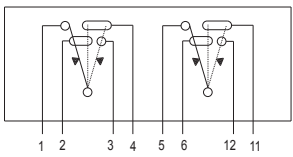
Schema elettr. rappresentato in posiz.1
Circuit diagram shown in position 1

ponte esterno tra 2/4 e 6/11
external bridge between 2/4 and 6/11

17.0646.0100

Necessita connettore / Necessary connector 16.650.003

(contatti OT/Ag)
(silver-plated brass contacts)



 1 POSIZIONE INSTABILE
1 MOMENTARY POSITION **MOM**

 0 POSIZIONE STABILE
0 MAINTAINED POSITION

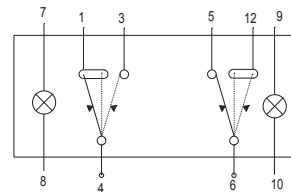
 2 POSIZIONE INSTABILE
2 MOMENTARY POSITION **MOM**

Schema elettr. rappresentato in posiz.1
Circuit diagram shown in position 1

17.0648.0100

Necessita connettore / Necessary connector 16.650.003

(contatti OT/Ag)
(silver-plated brass contacts)



 1 POSIZIONE INSTABILE
1 MOMENTARY POSITION **MOM**

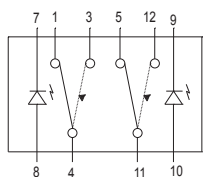
 0 POSIZIONE STABILE
0 MAINTAINED POSITION

 2 POSIZIONE INSTABILE
2 MOMENTARY POSITION **MOM**

Schema elettr. rappresentato in posiz.1
Circuit diagram shown in position 1

17.0649.0100

Necessita connettore / Necessary connector 16.650.003



 0 POSIZIONE STABILE
0 MAINTAINED POSITION

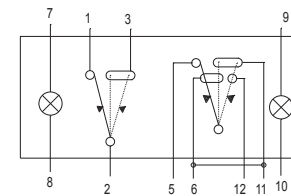
 1 POSIZIONE INSTABILE
1 MOMENTARY POSITION **MOM**

Schema elettr. rappresentato in posiz.0
Circuit diagram shown in position 0

17.0650.0100

Necessita connettore / Necessary connector 16.650.003

(contatti OT/Ag)
(silver-plated brass contacts)



 1 POSIZIONE INSTABILE
1 MOMENTARY POSITION **MOM**

 0 POSIZIONE STABILE
0 MAINTAINED POSITION

 2 POSIZIONE INSTABILE
2 MOMENTARY POSITION **MOM**

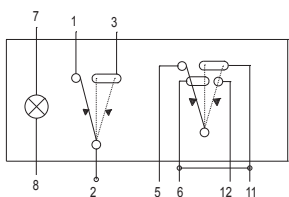
Schema elettr. rappresentato in posiz.1
Circuit diagram shown in position 1

ponte esterno tra 6/11
external bridge between 6/11

17.0651.0100

Necessita connettore / Necessary connector 16.650.003

(contatti OT/Ag)
(silver-plated brass contacts)



 1 POSIZIONE INSTABILE
1 MOMENTARY POSITION **MOM**

 0 POSIZIONE STABILE
0 MAINTAINED POSITION

 2 POSIZIONE INSTABILE
2 MOMENTARY POSITION **MOM**

Schema elettr. rappresentato in posiz.1
Circuit diagram shown in position 1

ponte esterno tra 6/11
external bridge between 6/11

17.0652.0100

 1 POSIZIONE INSTABILE
1 MOMENTARY POSITION **MOM**

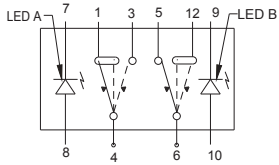
 0 POSIZIONE STABILE
0 MAINTAINED POSITION




 2 POSIZIONE INSTABILE
2 MOMENTARY POSITION **MOM**

Schema elettr. rappresentato in posiz.1
Circuit diagram shown in position 1

17.0653.0100

(contatti OT/Ag)
Necessita specifico connettore /
Necessary specific connector
16.650.003

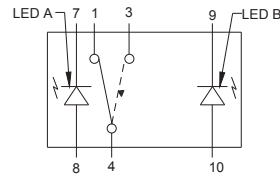




-  1 POSIZIONE INSTABILE
1 MOMENTARY POSITION **MOM**
-  0 POSIZIONE STABILE
0 MAINTAINED POSITION
-  2 POSIZIONE INSTABILE
2 MOMENTARY POSITION **MOM**

Schema elettr. rappresentato in posiz.1
Circuit diagram shown in position 1

17.0654.0100

Necessita specifico connettore /
Necessary specific connector
16.650.003

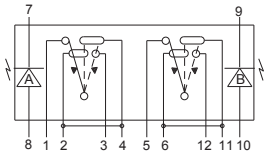


-  0 POSIZIONE STABILE
0 MAINTAINED POSITION
-  1 POSIZIONE INSTABILE
1 MOMENTARY POSITION **MOM**




Schema elettr. rappresentato in posiz.0
Circuit diagram shown in position 0

17.0655.0100

(contatti OT/Ag)
Necessita specifico connettore /
Necessary specific connector
16.650.003

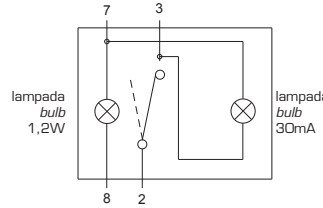




ponte esterno tra 2/4 e 6/11
external bridge between 2/4 and 6/11

-  1 POSIZIONE INSTABILE
1 MOMENTARY POSITION **MOM**
-  0 POSIZIONE STABILE
0 MAINTAINED POSITION
-  2 POSIZIONE INSTABILE
2 MOMENTARY POSITION **MOM**

Schema elettr. rappresentato in posiz.1
Circuit diagram shown in position 1

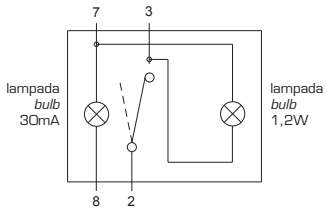
13.609.300





-  0 POSIZIONE STABILE
0 MAINTAINED POSITION
-  1 POSIZIONE STABILE
1 MAINTAINED POSITION

Schema elettr. rappresentato in posiz.1
Circuit diagram shown in position 1

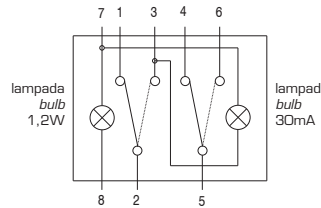
13.609.500





-  0 POSIZIONE STABILE
0 MAINTAINED POSITION
-  1 POSIZIONE STABILE
1 MAINTAINED POSITION

Schema elettr. rappresentato in posiz.1
Circuit diagram shown in position 1

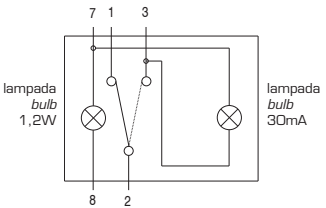
16.604.300





-  0 POSIZIONE STABILE
0 MAINTAINED POSITION
-  1 POSIZIONE STABILE
1 MAINTAINED POSITION

Schema elettr. rappresentato in posiz.0
Circuit diagram shown in position 0

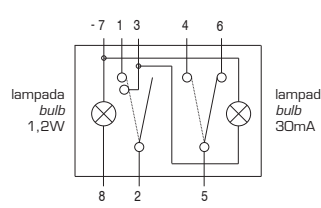
16.609.300





-  0 POSIZIONE STABILE
0 MAINTAINED POSITION
-  1 POSIZIONE STABILE
1 MAINTAINED POSITION

Schema elettr. rappresentato in posiz.0
Circuit diagram shown in position 0

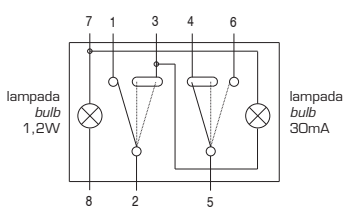
16.624.300






-  0 POSIZIONE STABILE
0 MAINTAINED POSITION
-  1 POSIZIONE STABILE
1 MAINTAINED POSITION

Schema elettr. rappresentato in posiz.0
Circuit diagram shown in position 0

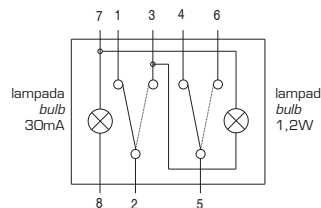
16.629.300





-  1 POSIZIONE STABILE
1 MAINTAINED POSITION
-  0 POSIZIONE STABILE
0 MAINTAINED POSITION
-  2 POSIZIONE STABILE
2 MAINTAINED POSITION

Schema elettr. rappresentato in posiz.1
Circuit diagram shown in position 1

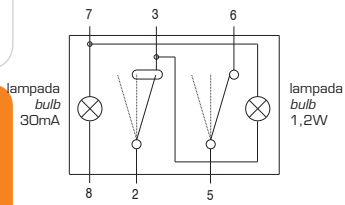
16.604.500



-  0 POSIZIONE STABILE
0 MAINTAINED POSITION
-  1 POSIZIONE STABILE
1 MAINTAINED POSITION

Schema elettr. rappresentato in posiz.0
Circuit diagram shown in position 0

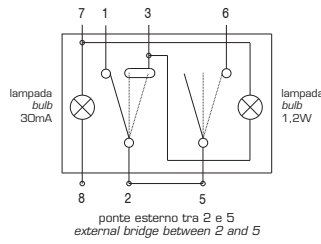
16.634.500



- 1 POSIZIONE STABILE
1 MAINTAINED POSITION
- 0 POSIZIONE STABILE
0 MAINTAINED POSITION
- 2 POSIZIONE STABILE
2 MAINTAINED POSITION

Schema elettr. rappresentato in posiz.2
Circuit diagram shown in position 2

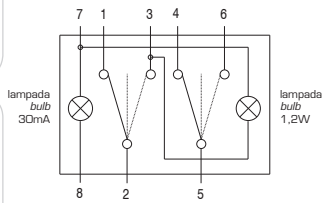
16.0690.0500



- 0 POSIZIONE STABILE
0 MAINTAINED POSITION
- 1 POSIZIONE STABILE
1 MAINTAINED POSITION
- 2 POSIZIONE STABILE
2 MAINTAINED POSITION

Schema elettr. rappresentato in posiz.0
Circuit diagram shown in position 0

16.614.500

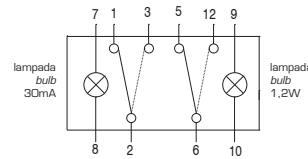


- 1 POSIZIONE STABILE
1 MAINTAINED POSITION
- 0 POSIZIONE STABILE
0 MAINTAINED POSITION
- 2 POSIZIONE STABILE
2 MAINTAINED POSITION

Schema elettr. rappresentato in posiz.1
Circuit diagram shown in position 1

16.0691.0500

Necessita connettore / Necessary connector 16.650.003



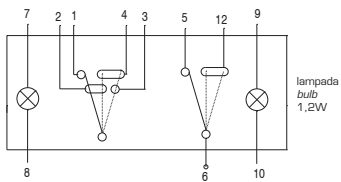
- 0 POSIZIONE STABILE
0 MAINTAINED POSITION
- 1 POSIZIONE STABILE
1 MAINTAINED POSITION

Schema elettr. rappresentato in posiz.0
Circuit diagram shown in position 0

16.0692.0500

Necessita connettore / Necessary connector 16.650.003

(contatti OT//
[silver-plated
brass contact



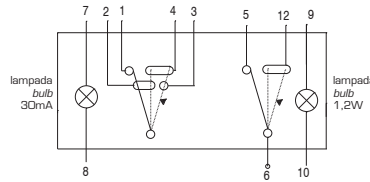
- 0 POSIZIONE STABILE
0 MAINTAINED POSITION
- 1 POSIZIONE STABILE
1 MAINTAINED POSITION
- 2 POSIZIONE STABILE
2 MAINTAINED POSITION

Schema elettr. rappresentato in posiz.0
Circuit diagram shown in position 0

16.0693.0500

Necessita connettore / Necessary connector 16.650.003

(contatti OT/Ag
[silver-plated
brass contacts

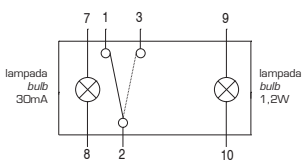


- 0 POSIZIONE STABILE
0 MAINTAINED POSITION
- 1 POSIZIONE STABILE
1 MAINTAINED POSITION
- 2 POSIZIONE INSTABILE
2 MOMENTARY POSITION **MOM**

Schema elettr. rappresentato in posiz.0
Circuit diagram shown in position 0

16.0694.0500

Necessita connettore / Necessary connector 16.650.003

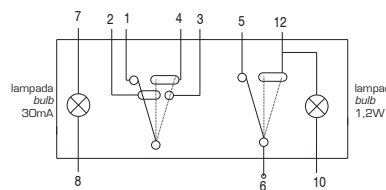


- 0 POSIZIONE STABILE
0 MAINTAINED POSITION
- 1 POSIZIONE STABILE
1 MAINTAINED POSITION

Schema elettr. rappresentato in posiz.0
Circuit diagram shown in position 0

16.0698.0500

Necessita connettore / Necessary connector 16.650.003



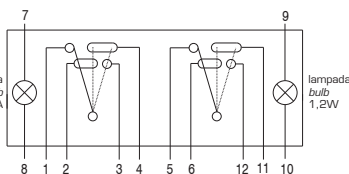
- 0 POSIZIONE STABILE
0 MAINTAINED POSITION
- 1 POSIZIONE STABILE
1 MAINTAINED POSITION
- 2 POSIZIONE STABILE
2 MAINTAINED POSITION

Schema elettr. rappresentato in posiz.0
Circuit diagram shown in position 0

16.0602.0500

Necessita connettore / Necessary connector 16.650.003

(contatti OT//
[silver-plated
brass contact



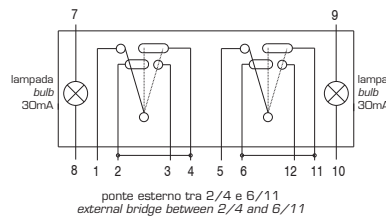
- 1 POSIZIONE STABILE
1 MAINTAINED POSITION
- 0 POSIZIONE STABILE
0 MAINTAINED POSITION
- 2 POSIZIONE STABILE
2 MAINTAINED POSITION

Schema elettr. rappresentato in posiz.1
Circuit diagram shown in position 1

16.0695.0700

Necessita connettore / Necessary connector 16.650.003

(contatti OT/Ag
[silver-plated
brass contacts

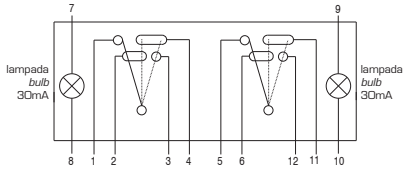


- 1 POSIZIONE STABILE
1 MAINTAINED POSITION
- 0 POSIZIONE STABILE
0 MAINTAINED POSITION
- 2 POSIZIONE STABILE
2 MAINTAINED POSITION

Schema elettr. rappresentato in posiz.1
Circuit diagram shown in position 1

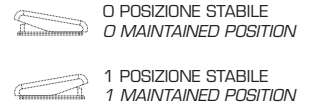
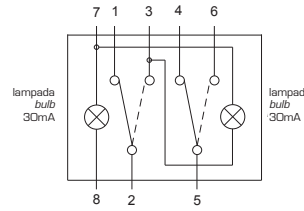
16.0602.0800

(contatti OT/Ag)
Necessita connettore / Necessary
connector 16.650.003
(silver-plated
brass contacts)



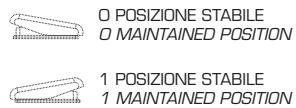
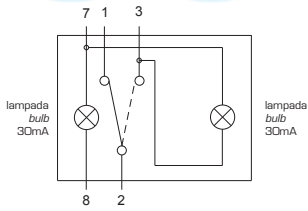
Schema elettr. rappresentato in posiz. 1
Circuit diagram shown in position 1

16.0604.0700



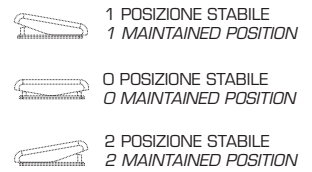
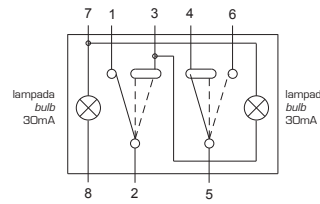
Schema elettr. rappresentato in posiz. 0
Circuit diagram shown in position 0

16.0609.0700



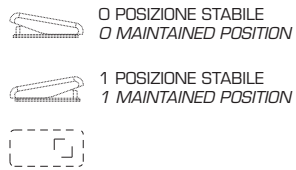
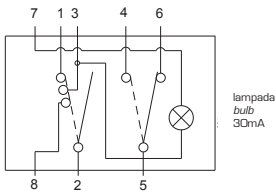
Schema elettr. rappresentato in posiz. 0
Circuit diagram shown in position 0

16.0629.0700



Schema elettr. rappresentato in posiz. 1
Circuit diagram shown in position 1

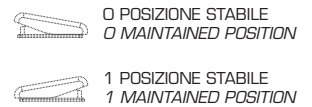
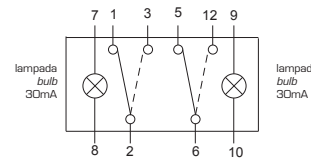
16.0677.0700



Schema elettr. rappresentato in posiz. 0
Circuit diagram shown in position 0

16.0691.0700

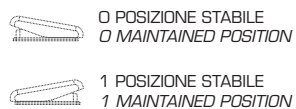
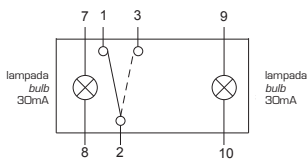
Necessita connettore / Necessary
connector 16.650.003



Schema elettr. rappresentato in posiz. 0
Circuit diagram shown in position 0

16.0694.0700

Necessita connettore / Necessary
connector 16.650.003

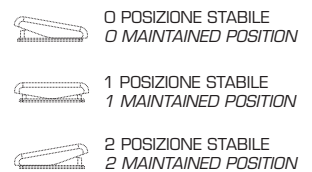
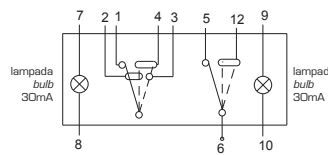


Schema elettr. rappresentato in posiz. 0
Circuit diagram shown in position 0

16.0692.0700

Necessita connettore / Necessary
connector 16.650.003

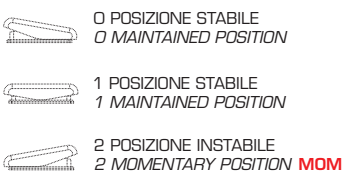
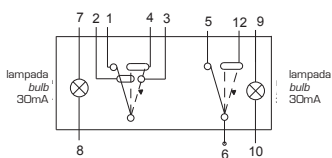
(contatti OT/Ag)
(silver-plated
brass contacts)



Schema elettr. rappresentato in posiz. 0
Circuit diagram shown in position 0

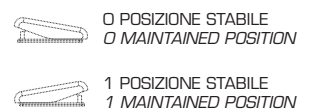
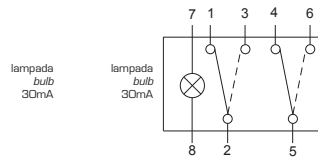
16.0693.0700

(contatti OT//)
Necessita connettore / Necessary
connector 16.650.003
(silver-plated
brass contact)



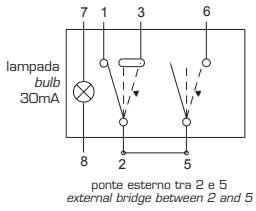
Schema elettr. rappresentato in posiz. 0
Circuit diagram shown in position 0

16.0603.0700



Schema elettr. rappresentato in posiz. 0
Circuit diagram shown in position 0

16.0643.0700



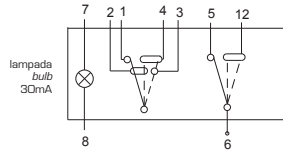
- 0 POSIZIONE STABILE
0 MAINTAINED POSITION
- 1 POSIZIONE STABILE
1 MAINTAINED POSITION
- 2 POSIZIONE INSTABILE
2 MOMENTARY POSITION **MOM**

Schema elettr. rappresentato in posiz.0
Circuit diagram shown in position 0

16.0611.0800

Necessita connettore / Necessary connector 16.650.003

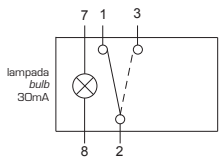
(contatti OT/Ag)
(silver-plated brass contacts)



- 0 POSIZIONE STABILE
0 MAINTAINED POSITION
- 1 POSIZIONE STABILE
1 MAINTAINED POSITION
- 2 POSIZIONE STABILE
2 MAINTAINED POSITION

Schema elettr. rappresentato in posiz.0
Circuit diagram shown in position 0

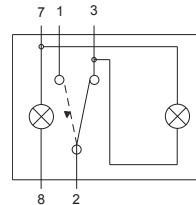
16.0608.0700



- 0 POSIZIONE STABILE
0 MAINTAINED POSITION
- 1 POSIZIONE STABILE
1 MAINTAINED POSITION

Schema elettr. rappresentato in posiz.0
Circuit diagram shown in position 0

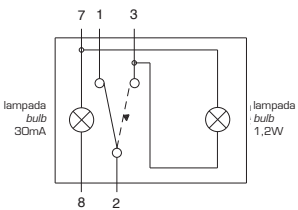
17.629.300



- 0 POSIZIONE STABILE
0 MAINTAINED POSITION **MOM**
- 1 POSIZIONE STABILE
1 MAINTAINED POSITION

Schema elettr. rappresentato in posiz.1
Circuit diagram shown in position 1

17.639.500

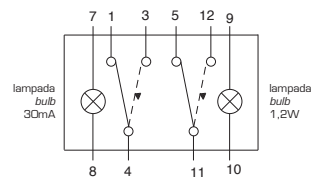


- 0 POSIZIONE STABILE
0 MAINTAINED POSITION
- 1 POSIZIONE INSTABILE
1 MOMENTARY POSITION **MOM**

Schema elettr. rappresentato in posiz.0
Circuit diagram shown in position 0

17.0642.0500

Necessita connettore / Necessary connector 16.650.003

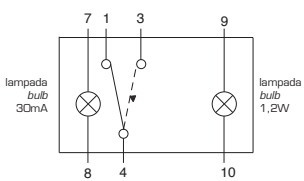


- 0 POSIZIONE STABILE
0 MAINTAINED POSITION
- 1 POSIZIONE INSTABILE
1 MOMENTARY POSITION **MOM**

Schema elettr. rappresentato in posiz.0
Circuit diagram shown in position 0

17.0644.0500

Necessita connettore / Necessary connector 16.650.003



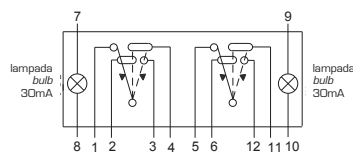
- 0 POSIZIONE STABILE
0 MAINTAINED POSITION
- 1 POSIZIONE INSTABILE
1 MOMENTARY POSITION **MOM**

Schema elettr. rappresentato in posiz.0
Circuit diagram shown in position 0

17.0643.0700

Necessita connettore / Necessary connector 16.650.003

(contatti OT/Ag)
(silver-plated brass contacts)



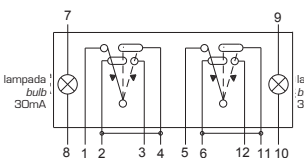
- 1 POSIZIONE INSTABILE
1 MOMENTARY POSITION **MOM**
- 0 POSIZIONE STABILE
0 MAINTAINED POSITION
- 2 POSIZIONE INSTABILE
2 MOMENTARY POSITION **MOM**

Schema elettr. rappresentato in posiz.0
Circuit diagram shown in position 0

17.0645.0700

Necessita connettore / Necessary connector 16.650.003

(contatti OT/Ag)
(silver-plated brass contacts)



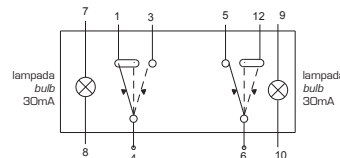
- 1 POSIZIONE INSTABILE
1 MOMENTARY POSITION **MOM**
- 0 POSIZIONE STABILE
0 MAINTAINED POSITION
- 2 POSIZIONE INSTABILE
2 MOMENTARY POSITION **MOM**

Schema elettr. rappresentato in posiz.0
Circuit diagram shown in position 0

17.0648.0700

Necessita connettore / Necessary connector 16.650.003

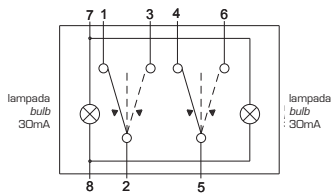
(contatti OT/Ag)
(silver-plated brass contacts)



- 1 POSIZIONE INSTABILE
1 MOMENTARY POSITION **MOM**
- 0 POSIZIONE STABILE
0 MAINTAINED POSITION
- 2 POSIZIONE INSTABILE
2 MOMENTARY POSITION **MOM**

Schema elettr. rappresentato in posiz.1
Circuit diagram shown in position 1

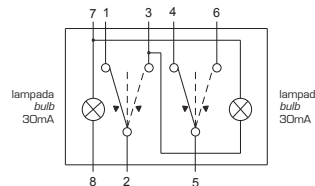
17.0652.0700



- 1 POSIZIONE INSTABILE
1 MOMENTARY POSITION **MOM**
- 0 POSIZIONE STABILE
0 MAINTAINED POSITION
- 2 POSIZIONE INSTABILE
2 MOMENTARY POSITION **MOM**

Schema elettr. rappresentato in posiz. 1
Circuit diagram shown in position 1

17.604.700

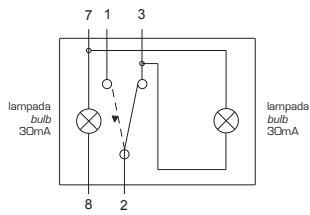


- 1 POSIZIONE INSTABILE
1 MOMENTARY POSITION **MOM**
- 0 POSIZIONE STABILE
0 MAINTAINED POSITION
- 2 POSIZIONE INSTABILE
2 MOMENTARY POSITION **MOM**

Schema elettr. rappresentato in posiz. 1
Circuit diagram shown in position 1

17.0629.0700

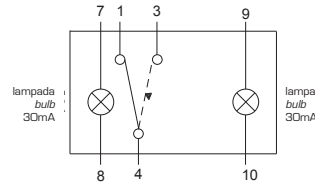
Necessita connettore / Necessary connector 16.650.003



- 0 POSIZIONE INSTABILE
0 MOMENTARY POSITION **MOM**
- 1 POSIZIONE STABILE
1 MAINTAINED POSITION

Schema elettr. rappresentato in posiz. 1
Circuit diagram shown in position 1

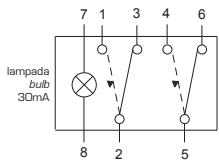
17.0644.0700



- 0 POSIZIONE STABILE
0 MAINTAINED POSITION
- 1 POSIZIONE INSTABILE
1 MOMENTARY POSITION **MOM**

Schema elettr. rappresentato in posiz. 0
Circuit diagram shown in position 0

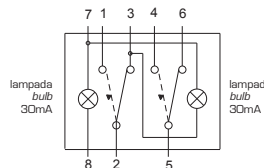
17.0623.0700



- 0 POSIZIONE INSTABILE
0 MOMENTARY POSITION **MOM**
- 1 POSIZIONE STABILE
1 MAINTAINED POSITION

Schema elettr. rappresentato in posiz. 1
Circuit diagram shown in position 1

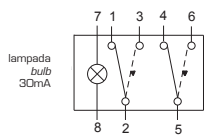
17.0624.0700



- 0 POSIZIONE INSTABILE
0 MOMENTARY POSITION **MOM**
- 1 POSIZIONE STABILE
1 MAINTAINED POSITION

Schema elettr. rappresentato in posiz. 1
Circuit diagram shown in position 1

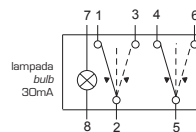
17.0633.0700



- 0 POSIZIONE STABILE
0 MAINTAINED POSITION
- 1 POSIZIONE INSTABILE
1 MOMENTARY POSITION **MOM**

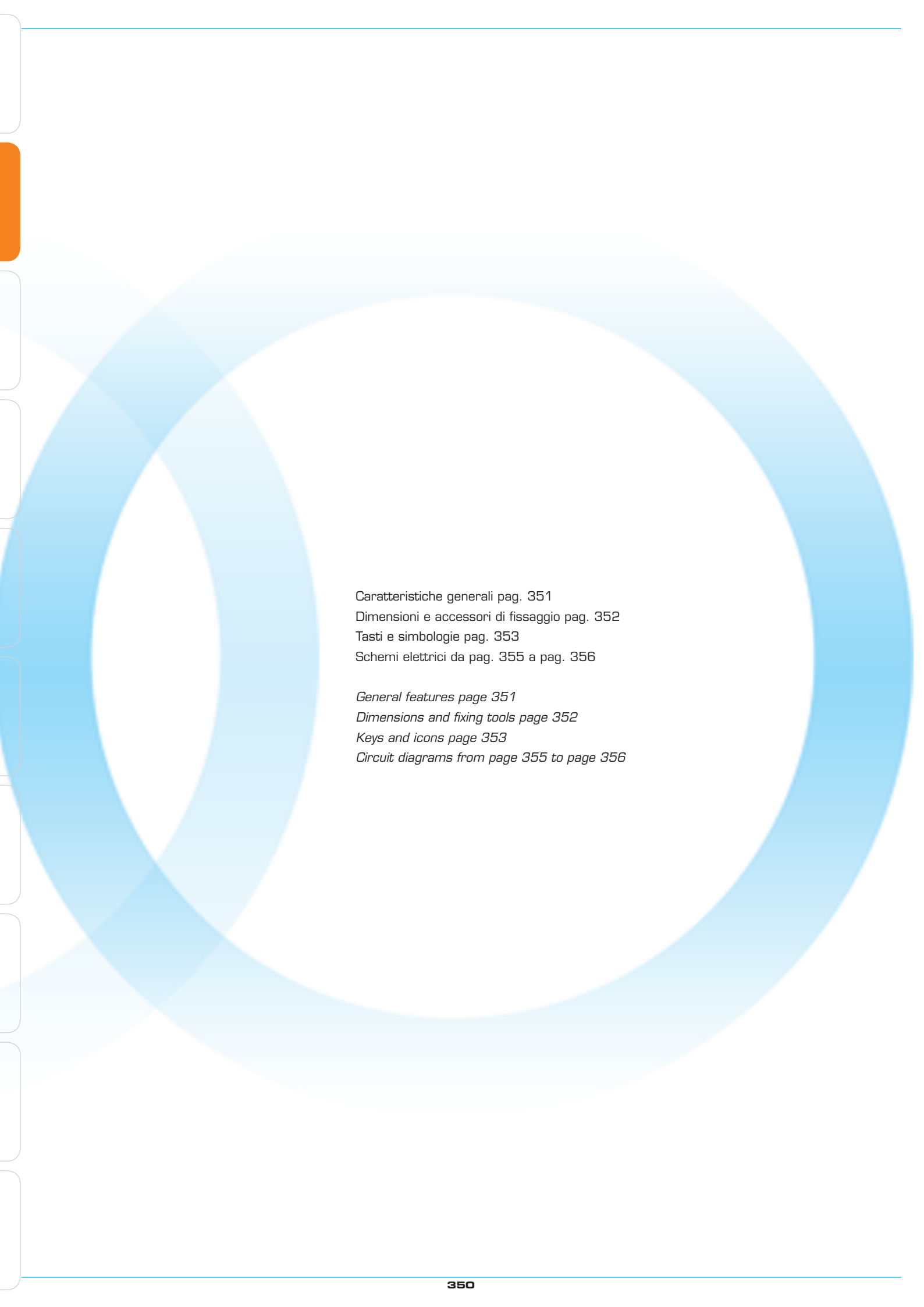
Schema elettr. rappresentato in posiz. 0
Circuit diagram shown in position 0

17.0603.0700



- 0 POSIZIONE INSTABILE
0 MOMENTARY POSITION **MOM**
- 1 POSIZIONE STABILE
1 MAINTAINED POSITION
- 2 POSIZIONE INSTABILE
2 MOMENTARY POSITION **MOM**

Schema elettr. rappresentato in posiz. 1
Circuit diagram shown in position 1



Caratteristiche generali pag. 351
Dimensioni e accessori di fissaggio pag. 352
Tasti e simbologie pag. 353
Schemi elettrici da pag. 355 a pag. 356

General features page 351
Dimensions and fixing tools page 352
Keys and icons page 353
Circuit diagrams from page 355 to page 356

• **Interruttori a tasto basculante serie "1900"**

Materiale corpo: acetalico nero
 Simboli: di colore bianco, stampigliati a caldo o serigrafati;
 di colore nero, incisi a laser
 Tipo di terminale: lamellare maschio 6.35mm. Ottone argentato
 Illuminazione: Lampada 12/24V
 Grado di protezione frontale: IP 65
 Temperatura di utilizzo: - 40°C ÷ +85°C
 Carico max: 10 A @ 12V
 5 A @ 24V

• **Rocker switches "1900" series**

Housing material: black acetal resin
 Icons: white color, hot stamped or silk screened; black color, laser engraved
 Type of terminal: male blade terminal 6.35mm. Silver-plated brass
 Lighting: 12/24V Bulb
 Front sealing: IP 65
 Operating temperature: - 40°C ÷ +85°C
 Ratings: 10 A @ 12V
 5 A @ 24V

**CON BLOCCO MECCANICO DI SICUREZZA
 MECHANICAL SAFETY LOCK**




**Serie - series
 "1900"**



Scala 1:1
 Scale 1:1

BLOCCO
 LOCK

LAMPADA
 BULB



NON ILLUMINATO
 SWITCH OFF



ILLUMINAZIONE - FUNZIONE
 FULL ILLUMINATED FUNCTION

LAMPADA
 BULB

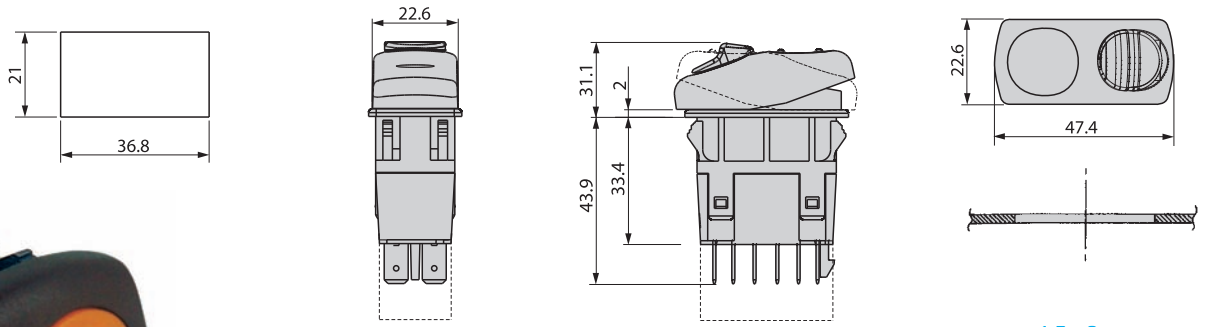


FORATURA - FIXING HOLE

mm 21 x 36,8

SERIE - SERIES

"1900"



1,5 ± 3 mm.
Spessore cruscotto
Dashboard thickness



Scala 1:1
Scale 1:1

OPTIONAL

(Vedi - see optional pag. 406)

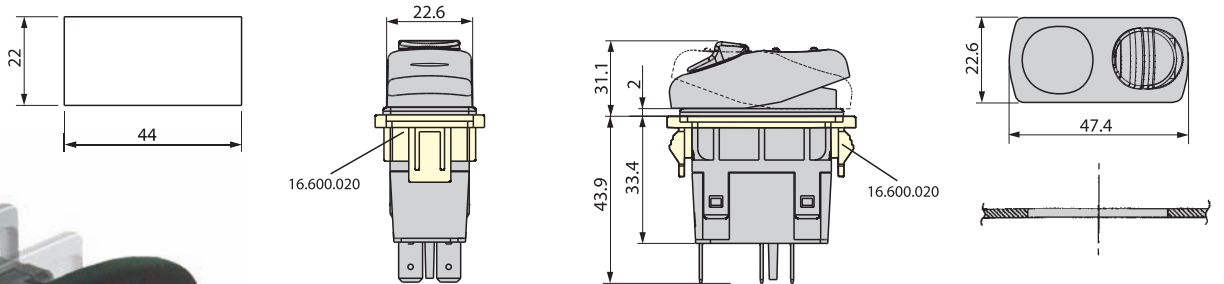


FORATURA - FIXING HOLE


mm 22 x 44

SERIE - SERIES

"1900"



1,5 ± 3 mm.
Spessore cruscotto
Dashboard thickness



16.600.020

Scala 1:1
Scale 1:1

OPTIONAL



TASTI SERIE "1900" - KEYS "1900" SERIES

P/N	TASTO KEY	DESCRIZIONE DESCRIPTION	P/N	TASTO KEY	DESCRIZIONE DESCRIPTION	P/N	TASTO KEY	DESCRIZIONE DESCRIPTION
16.1900.A001		blocco/sblocco lock/unlock	16.1900.A021		icona personalizzata custom icon	16.1900.A041		tasto neutro neutral rocker switch
16.1900.A002		freno a mano inserito hand brake on	16.1900.A022		icona personalizzata custom icon	16.1900.A042		blocco stabilizzatori stabilizers lock
16.1900.A003		presa di forza P.T.O.	16.1900.A023		icona personalizzata custom icon	16.1900.A043		icona personalizzata custom icon
16.1900.A004		tasto neutro neutral rocker switch	16.1900.A024		trebbiatrice threshing machine	16.1900.A044		bloccaggio differenziale post. rear differential lock
16.1900.A005		blocco assale cross-shaft axle lock	16.1900.A025		rubinetto acqua corrente running water tap	16.1900.A045		sblocco/blocco unlock/lock
16.1900.A006		presa di forza P.T.O.	16.1900.A026		spazzola LH LH brush	16.1900.B001		tasto neutro neutral rocker switch
16.1900.A007		FHW - HHW	16.1900.A027		spazzola RH RH brush			
16.1900.A008		freno a mano inserito hand brake on	16.1900.A028		lavalunotto rear window washer			
16.1900.A009		tasto neutro neutral rocker switch	16.1900.A029		icona personalizzata custom icon			
16.1900.A010		bloccaggio differenziale anteriore front differential lock	16.1900.A030		arresto motore engine stop			
16.1900.A011		blocco livellamento levelling lock	16.1900.A031		presa di forza P.T.O.			
16.1900.A012		bloccaggio porte door lock	16.1900.A032		blocco/sblocco lock/unlock			
16.1900.A013		marcia lenta slow gear	16.1900.A033		icona personalizzata custom icon			
16.1900.A014		staccabatteria battery main switch	16.1900.A034		icona personalizzata custom icon			
16.1900.A015		bloccaggio differenziale differential lock	16.1900.A035		blocco rotazione swing lock			
16.1900.A016		bloccaggio differenziale post. rear differential lock	16.1900.A036		icona personalizzata custom icon			
16.1900.A017		bloccaggio cambio gear lock	16.1900.A037		velocità di rotazione presa di forza P.T.O. rotational speed			
16.1900.A018		selezione marce hard-soft hard-soft gearshift	16.1900.A038		presa di forza P.T.O.			
16.1900.A019		tasto neutro neutral rocker switch	16.1900.A039		spegnimento luci blackout light			
16.1900.A020		freno a mano inserito hand brake on	16.1900.A040		blocco rotazione swing lock			

- **Chiave di interpretazione del codice per serie "1900"**
- **Part number composition key for "1900" series**

ESEMPIO - EXAMPLE: **16.1900.0100.13**

16

MODELLO BASE
BASE TYPE

1900

SCHEMA ELETTRICO
CIRCUIT DIAGRAM

0100

TIPOLOGIE DI BLOCCO
TYPES OF LOCK

13

IMBALLO/TENSIONE DI ALIMENTAZIONE
PACKAGING/POWER SUPPLY VOLTAGE

13 = INTERRUTTORI ON-OFF
ON-OFF SWITCHES

16 = COMMUTATORI 2-3 POSIZIONI
2-3 POSITION SWITCHES

17 = INTERRUTTORI/
COMMUTATORI INSTABILI
MOMENTARY SWITCHES

VEDI PAG. 355
SEE PAGE 355

VEDI ESEMPI A SEGUIRE
SEE EXAMPLES BELOW

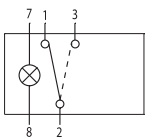
13 = 12V
14 = 24V

- **Tipologie di blocco serie "1900"**
- **Types of lock "1900" series**

Versioni per schemi a 2 posizioni
Versions for 2-position diagrams

ESEMPIO DI SCHEMA
A 2 POSIZIONI

EXAMPLE OF 2-POSITION DIAGRAM



SCHEMA ELETTRICO
RAPPRESENTATO
IN POSIZIONE "0"

CIRCUIT DIAGRAM
SHOWN IN POSITION "0"



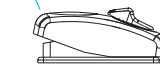
POSIZIONE "0"
POSITION "0"



POSIZIONE "1"
POSITION "1"

16.19 .0100**
P/N commutatore senza tasto
P/N rocker switch without key

BLOCCO
LOCK



Blocco nella posizione "0"
(la posizione "1" si inserisce
solo con consenso meccanico)

16.19 .1100**
P/N commutatore completo
P/N complete rocker switch

16.19 .0200**
P/N commutatore senza tasto
P/N rocker switch without key

BLOCCO
LOCK



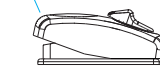
Blocco nella posizione "1"
(la posizione "0" si inserisce
solo con consenso meccanico)

16.19 .1200**
P/N commutatore completo
P/N complete rocker switch

Blocco nella posizione "1"
(la posizione "0" si inserisce
solo con consenso meccanico)

16.19 .0300**
P/N commutatore senza tasto
P/N rocker switch without key

BLOCCO
LOCK



Blocco in entrambe le posizioni
(serve il consenso meccanico
sia per inserire la posizione "0"
che per inserire la posizione "1")

16.19 .1300**
P/N commutatore completo
P/N complete rocker switch

BLOCCO
LOCK

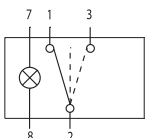


Blocco in entrambe le posizioni
(meccanico controllo è necessario
per ottenere sia la posizione "0"
che la posizione "1")

Versioni per schemi a 3 posizioni
Versions for 3-position diagrams

ESEMPIO DI SCHEMA
A 3 POSIZIONI

EXAMPLE OF 3-POSITION DIAGRAM



SCHEMA ELETTRICO
RAPPRESENTATO
IN POSIZIONE "1"

CIRCUIT DIAGRAM
SHOWN IN POSITION "1"



POSIZIONE "1"
POSITION "1"



POSIZIONE "0"
POSITION "0"



POSIZIONE "2"
POSITION "2"

16.19 .0400**
P/N commutatore senza tasto
P/N rocker switch without key

BLOCCO
LOCK



Blocco nella posizione "0"
(serve il consenso meccanico
sia per inserire la posizione "1"
che per inserire la posizione "2")

16.19 .1400**
P/N commutatore completo
P/N complete rocker switch

BLOCCO
LOCK



Blocco nella posizione "0"
verso la posizione "1"
(la posizione "1" si inserisce
solo con consenso meccanico,
la posizione "2" è libera)

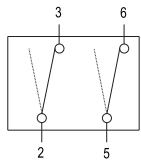
16.19 .1500**
P/N commutatore completo
P/N complete rocker switch

Blocco nella posizione "0" verso la posizione "1"
(la posizione "1" si inserisce
solo con consenso meccanico,
la posizione "2" è libera)

- **Schemi elettrici serie "1900"**
- **Circuit diagrams "1900" series**

13.1900.***

Adatto a ricevere il connettore / mates with connector 16.600.021

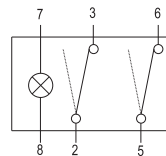


- 0 POSIZIONE STABILE
0 MAINTAINED POSITION
- 1 POSIZIONE STABILE
1 MAINTAINED POSITION

Schema elettr. rappresentato in posiz.1
Circuit diagram shown in position 1

13.1901.***

Adatto a ricevere il connettore / mates with connector 16.600.021

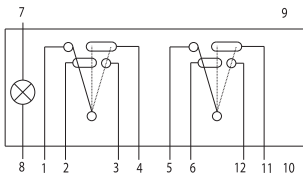


- 0 POSIZIONE STABILE
0 MAINTAINED POSITION
- 1 POSIZIONE STABILE
1 MAINTAINED POSITION

Schema elettr. rappresentato in posiz.1
Circuit diagram shown in position 1

16.1900.***

Adatto a ricevere il connettore / mates with connector 16.650.003

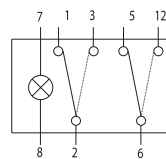


- 1 POSIZIONE STABILE
1 MAINTAINED POSITION
- 0 POSIZIONE STABILE
0 MAINTAINED POSITION
- 2 POSIZIONE STABILE
2 MAINTAINED POSITION

Schema elettr. rappresentato in posiz.1
Circuit diagram shown in position 1

16.1901.***

Adatto a ricevere il connettore / mates with connector 16.650.003

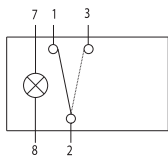


- 0 POSIZIONE STABILE
0 MAINTAINED POSITION
- 1 POSIZIONE STABILE
1 MAINTAINED POSITION

Schema elettr. rappresentato in posiz.0
Circuit diagram shown in position 0

16.1902.***

Adatto a ricevere il connettore / mates with connector 16.650.003

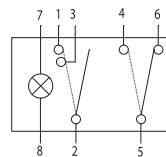


- 0 POSIZIONE STABILE
0 MAINTAINED POSITION
- 1 POSIZIONE STABILE
1 MAINTAINED POSITION

Schema elettr. rappresentato in posiz.0
Circuit diagram shown in position 0

16.1903.***

Adatto a ricevere il connettore / mates with connector 16.600.021

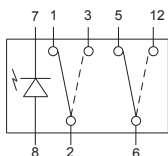


- 0 POSIZIONE STABILE
0 MAINTAINED POSITION
- 1 POSIZIONE STABILE
1 MAINTAINED POSITION

Schema elettr. rappresentato in posiz.1
Circuit diagram shown in position 1

16.1904.***

Adatto a ricevere il connettore / mates with connector 16.650.003

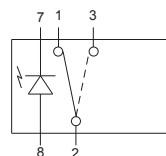


- 0 POSIZIONE STABILE
0 MAINTAINED POSITION
- 1 POSIZIONE INSTABILE
1 MOMENTARY POSITION

Schema elettr. rappresentato in posiz.0
Circuit diagram shown in position 0

16.1905.***

Adatto a ricevere il connettore / mates with connector 16.650.003

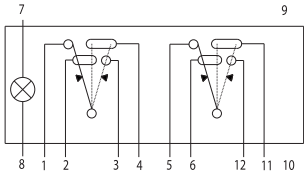


- 0 POSIZIONE STABILE
0 MAINTAINED POSITION
- 1 POSIZIONE INSTABILE
1 MOMENTARY POSITION

Schema elettr. rappresentato in posiz.0
Circuit diagram shown in position 0

17.1900.****

Adatto a ricevere il connettore / mates with connector
16.650.003



1 POSIZIONE INSTABILE
1 MOMENTARY POSITION



0 POSIZIONE STABILE
0 MAINTAINED POSITION

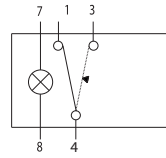


2 POSIZIONE INSTABILE
2 MOMENTARY POSITION **MOM**

Schema elettr. rappresentato in posiz.1
Circuit diagram shown in position 1

17.1901.****

Adatto a ricevere il connettore / mates with connector
16.650.003




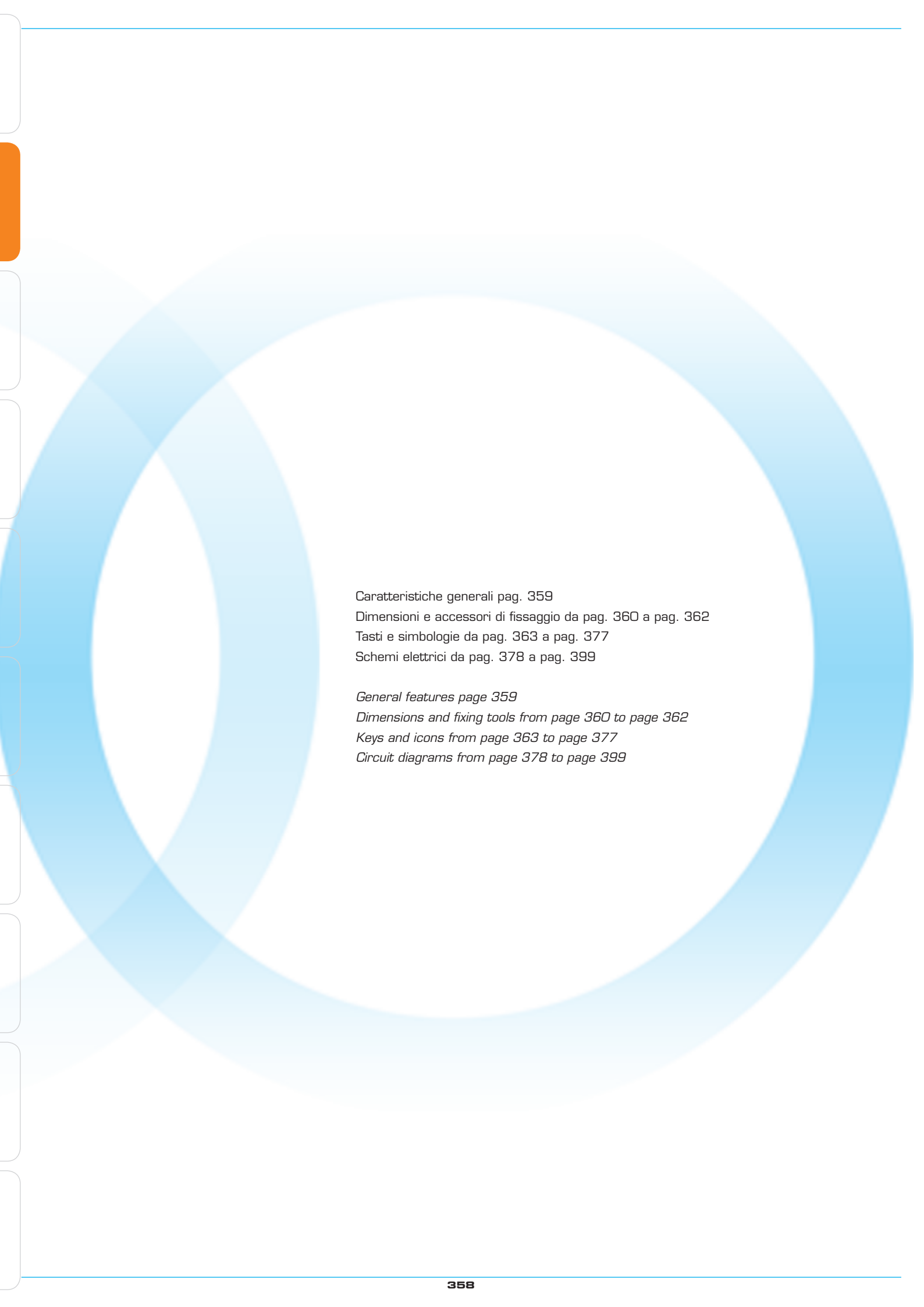
0 POSIZIONE STABILE
0 MAINTAINED POSITION



1 POSIZIONE INSTABILE
1 MOMENTARY POSITION **MOM**

Schema elettr. rappresentato in posiz.0
Circuit diagram shown in position 0





Caratteristiche generali pag. 359
Dimensioni e accessori di fissaggio da pag. 360 a pag. 362
Tasti e simbologie da pag. 363 a pag. 377
Schemi elettrici da pag. 378 a pag. 399

*General features page 359
Dimensions and fixing tools from page 360 to page 362
Keys and icons from page 363 to page 377
Circuit diagrams from page 378 to page 399*

• **Interruttori a tasto basculante serie "700-900-1000-1100-1200"**

Materiale corpo: acetalico nero
 Simboli: incisi a laser
 Tipo di terminale: lamellare maschio 1.8 x 0,65 mm. Econoseal "J"
 Illuminazione: LED 12V o 24V
 Grado di protezione frontale: IP 67
 Temperatura di funzionamento: - 40°C ÷ +85°C
 Carico max: 10 A @ 12V
 5 A @ 24V




• **Rocker switches "700-900-1000-1100-1200" series**

Housing material: black acetal resin
 Icons: laser engraved
 Type of terminal: male blade terminal 1.8 x 0,65 mm. Econoseal brass "J"
 Lighting: 12V or 24V LED
 Front sealing: IP 67
 Operating temperature: - 40°C ÷ +85°C
 Ratings: 10 A @ 12V
 5 A @ 24V

16.702.035

Tasto a levetta
 Toggle switch



Serie - series "700"



Scala 1:1
 Scale 1:1

Serie - series "900"



Scala 1:1
 Scale 1:1

Serie - series "1000"



Scala 1:1
 Scale 1:1

Serie - series "1100"



Scala 1:1
 Scale 1:1

Serie - series "1200"




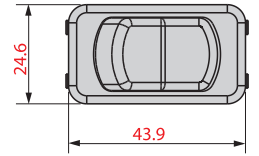
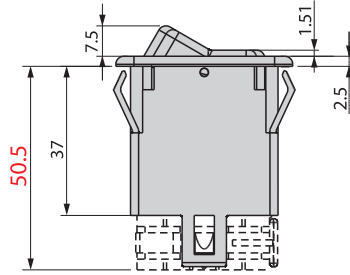
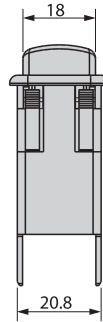
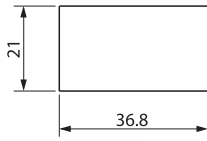
Scala 1:1
 Scale 1:1

FORATURA - FIXING HOLE

mm 21 x 36,8

SERIE - SERIES

"700"




1,5 ± 4 mm.
Spessore cruscotto
Dashboard thickness



Scala 1:1
Scale 1:1

OPTIONAL




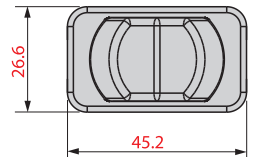
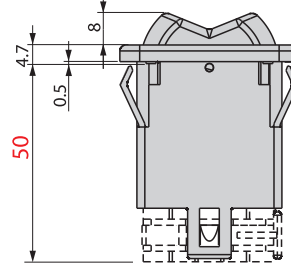
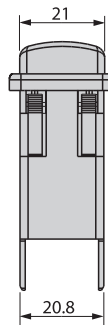
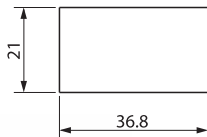
27.0904.0000
Kit di connessione
Connection kit

FORATURA - FIXING HOLE

mm 21 x 36,8

SERIE - SERIES "700"

con cappuccio - with cap



1,5 ± 4 mm.
Spessore cruscotto
Dashboard thickness



Scala 1:1
Scale 1:1

OPTIONAL



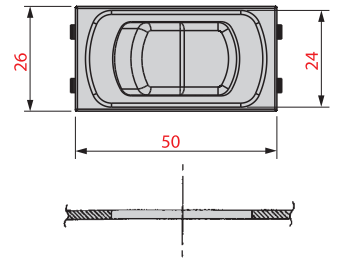
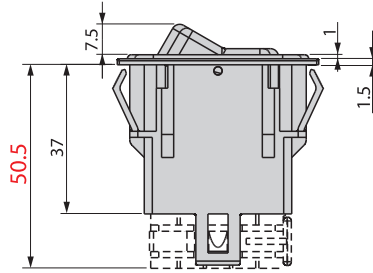
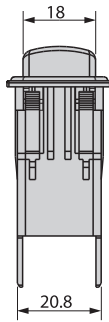
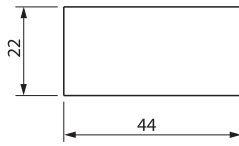
27.0904.0000
Kit di connessione
Connection kit

FORATURA - FIXING HOLE

mm 22 x 44

SERIE - SERIES

"900"



1,5 ÷ 4 mm.
Spessore cruscotto
Dashboard thickness



Scala 1:1
Scale 1:1

OPTIONAL



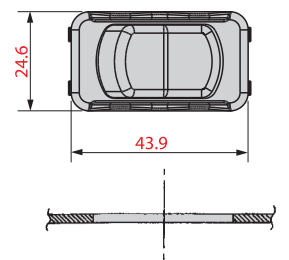
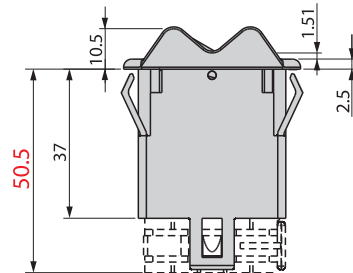
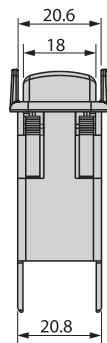
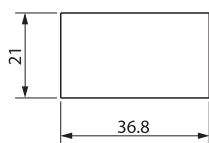
27.0904.0000
Kit di connessione
Connection kit

FORATURA - FIXING HOLE

mm 21 x 36,8

SERIE - SERIES

"1000"




1,5 ÷ 4 mm.
Spessore cruscotto
Dashboard thickness



Scala 1:1
Scale 1:1

OPTIONAL



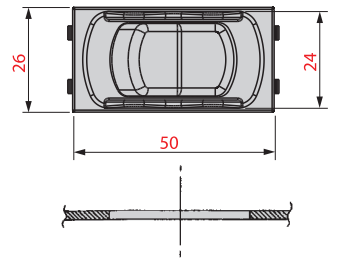
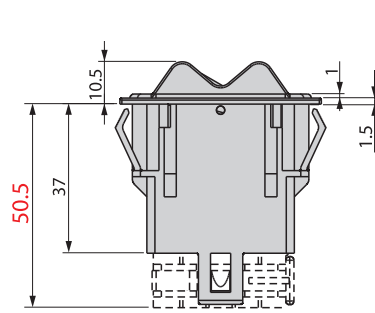
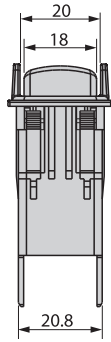
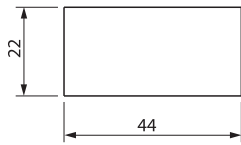
27.0904.0000
Kit di connessione
Connection kit

FORATURA - FIXING HOLE

mm 22 x 44

SERIE - SERIES

"1100"



1,5 ÷ 4 mm.
Spessore cruscotto
Dashboard thickness



Scala 1:1
Scale 1:1

OPTIONAL



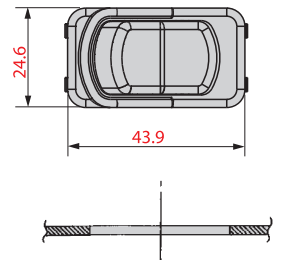
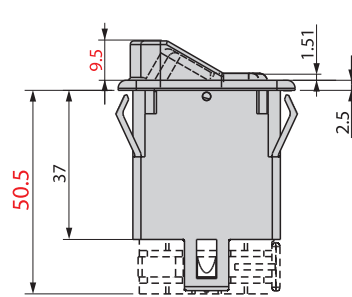
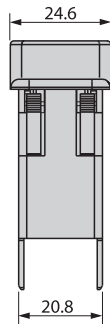
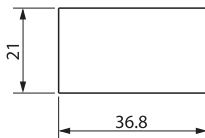
27.0904.0000
Kit di connessione
Connection kit

FORATURA - FIXING HOLE

mm 21 x 36,8

SERIE - SERIES

"1200"



1,5 ÷ 4 mm.
Spessore cruscotto
Dashboard thickness

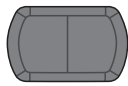


Scala 1:1
Scale 1:1

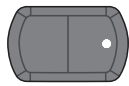
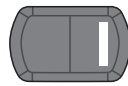
OPTIONAL



27.0904.0000
Kit di connessione
Connection kit




ILLUMINAZIONE - LIGHTING:
funzione - function















ILLUMINAZIONE - LIGHTING:
funzione/ricerca - function/location

TASTI SERIE "700 - 900 - 1000 - 1100 - 1200"
KEYS "700 - 900 - 1000 - 1100 - 1200" SERIES

P/N	TASTO KEY	DESCRIZIONE DESCRIPTION	P/N	TASTO KEY	DESCRIZIONE DESCRIPTION	P/N	TASTO KEY	DESCRIZIONE DESCRIPTION
16.702.A01		fari lavoro work lamps	16.702.A19		plafoniera interior dome light	16.702.A37		tergilavacrystallo windscreen wiper washer
16.702.A02		fari lavoro work lamps	16.702.A20		plafoniera interior dome light	16.702.A38		sollevatore rockshaft up/down
16.702.A03		proiettore lavoro work lamp	16.702.A21		avisatore acustico horn	16.702.A39		marcia lenta slow gear
16.702.A04		proiettore lavoro work lamp	16.702.A22		ventilazione fan	16.702.A40		tergilunotto rear window wiper
16.702.A05		proiettore lavoro work lamp	16.702.A23		fari fendinebbia fog lights	16.702.A41		indicatore indicator
16.702.A06		proiettore lavoro work lamp	16.702.A24		fanale retronebbia rear fog light	16.702.A42		tergicristallo windscreen wiper
16.702.A07		proiettore lavoro work lamp	16.702.A25		illuminazione strumenti instrument lighting	16.702.A43		comando D.T. 4 WD
16.702.A08		luci anabbaglianti low beams	16.702.A26		prova lampade lamp test	16.702.A44		proiettore piano carico cargo compartment lighting
16.702.A09		luci anabbaglianti low beams	16.702.A27		alzacrystallo window winder	16.702.A45		tergilavalunotto rear window wiper washer
16.702.A10		luci di profondità high beams	16.702.A28		freno a mano inserito hand brake on	16.702.A46		indicat. di direzione direction indicator
16.702.A11		luci di profondità high beams	16.702.A29		sollevamento assale trailing axle	16.702.A47		chiusura comandi idraulici hydraulic drive locking
16.702.A12		elettroventilatore electric fan	16.702.A30		proiettore piano carico cargo compartment lighting	16.702.A48		marcia veloce fast gear
16.702.A13		fari lavoro work lamps	16.702.A31		riscaldamento motore engine heating	16.702.A49		cassone sollevato dump body
16.702.A14		bloccaggio differenziale differential lock	16.702.A32		retrovisore riscaldato heated rear window	16.702.A50		selezione marce hard-soft hard-soft gearshift
16.702.A15		CHECK	16.702.A33		sedile riscaldato heated seat	16.702.A51		luci di posizione parking lights
16.702.A16		tergilavacrystallo windscreen wiper washer	16.702.A34		riscald. cabina auxiliary heating	16.702.A52		lavacrystallo windscreen washer
16.702.A17		arresto motore engine stop	16.702.A35		tergilavalunotto rear window wiper washer	16.702.A53		sbrinatoro defroster
16.702.A18		illuminazione posto autista driving seat lighting	16.702.A36		emergenza hazard	16.702.A54		lampada rotante beacon

P/N	TASTO KEY	DESCRIZIONE DESCRIPTION	P/N	TASTO KEY	DESCRIZIONE DESCRIPTION	P/N	TASTO KEY	DESCRIZIONE DESCRIPTION
16.702.A55		presa di forza 540 540 power take-off	16.702.A77		var. ventilatore fan speed changer	16.702.B01		scala ladder
16.702.A56		presa di forza 1000 1000 power take-off	16.702.A78		var. battitore threshing speed changer	16.702.B02		P.T.O.
16.702.A57		tergilavacrystallo windscreen wiper washer	16.702.A79		lamp. rotante beacon	16.702.B03		emergenza hazard
16.702.A58		aspiratore extractor	16.702.A80		livellamento levelling	16.702.B04		tracciatore tracer
16.702.A59		innesto D.T. 4 WD	16.702.A82		liv. longitudinale longitudinal levelling	16.702.B05		assale sospeso bloccato suspension axle lock
16.702.A60		rubinetto acqua corrente running water tap	16.702.A83		tracciatore tracer	16.702.B06		marcia lenta slow gear
16.702.A61		ancora anchor	16.702.A84		ind. fine corsa stroke end indicator	16.702.B11		RPM costanti constant engine speed
16.702.A62		liv. trasversale transverse levelling	16.702.A85		liv. long. manuale manual longitudinal levelling	16.702.B15		comando P.T.O. freno P.T.O. brake
16.702.A63		regolazione sistema di propulsione propulsion system trim	16.702.A86		escl. terzo martinetto third jack cut-out	16.702.B16		P.T.O.
16.702.A64		musica music	16.702.A87		reg. deflettori side mirror adjustment	16.702.B17		icona personalizzata custom icon
16.702.A65		luci di fonda anchor light	16.702.A88		innesto D.T. 4 WD	16.0702.B045		bloccaggio D.T. anteriore front wheel-drive lock
16.702.A66		P.T.O.	16.702.A89		alza/abbassa tubo pipe up/down	16.0702.B048		freno a mano inserito hand brake on
16.702.A67		portellone door	16.702.A90		tracciatore tracer	16.0702.B057		bloccaggio inclinazione assale axle inclination lock
16.702.A68		tergicristallo windscreen wiper	16.702.A91		interruttore luci generali master lighting switch	16.0702.B059		luci anabbaglianti low beams
16.702.A69		frigorifero inserito refrigerator on	16.702.A92		rampe idrauliche hydraulic ramps	16.0702.B066		presa di forza power take-off
16.702.A70		rampe idrauliche hydraulic ramps	16.702.A93		tracciatore tracer	16.0702.B069		calibrazione/selezione calibration/selection
16.702.A71		parallelo batterie battery parallel	16.702.A94		lavacrystallo windscreen washer	16.0702.B070		luci di profondità aux aux high beams
16.702.A72		ill. strumenti instrument lighting	16.702.A95		plafoniera interior dome light	16.0702.B071		sterzo rapido fast steering
16.702.A73		luci di posizione parking lights	16.702.A96		fanale retronebbia rear fog light	16.0702.B074		gestione P.T.O. P.T.O. management
16.702.A74		avisatore acustico horn	16.702.A97		comando incl. long. longitudinal inclination control	16.0702.B079		pressione olio motore engine oil pressure
16.702.A75		blocco tubo di scarico muffler lock	16.702.A98		allineamento alignment	16.0702.B081		proiettore lavoro anteriore front work lamp
16.702.A76		emergenza hazard	16.702.A99		scala ladder	16.0702.B082		comando antipattinamento EDC slip switch

P/N	TASTO KEY	DESCRIZIONE DESCRIPTION	P/N	TASTO KEY	DESCRIZIONE DESCRIPTION	P/N	TASTO KEY	DESCRIZIONE DESCRIPTION
16.0702.B084		gestione P.T.O. <i>P.T.O. management</i>	16.0702.B156		apertura porta 2 <i>door 2 opener</i>	16.0702.B271		memorizzazione svolta automatica <i>HTS record</i>
16.0702.B085		blocco stabilizzatori <i>stabilizers lock</i>	16.0702.B159		copertura scorrevole <i>sliding covering</i>	16.0702.B290		tergilavavetro posteriore <i>rear window wiper washer</i>
16.0702.B086		icona personalizzata <i>custom icon</i>	16.0702.B160		icona personalizzata <i>custom icon</i>	16.0702.B291		flusso costante <i>constant flow</i>
16.0702.B088		azionamento manuale <i>manual mode</i>	16.0702.B169		icona personalizzata <i>custom icon</i>	16.0702.B292		luci di posizione <i>parking lights</i>
16.0702.B089		riscaldamento retrovisore <i>rear-view mirror heating</i>	16.0702.B172		retronebbia <i>rear fog light</i>	16.0702.B293		faro da lavoro anteriore <i>front work lamp</i>
16.0702.B090		retrovisori riscaldati <i>heated side mirrors</i>	16.0702.B176		comando trasmissione auto <i>automatic transmission control</i>	16.0702.B294		faro da lavoro posteriore <i>rear work lamp</i>
16.0702.B093		icona personalizzata <i>custom icon</i>	16.0702.B180		sblocco asse oscillante <i>turning axle unlock</i>	16.0702.B295		fendinebbia <i>fog lights</i>
16.0702.B096		freno di stazionamento <i>parking brake</i>	16.0702.B184		sblocco sterzo posteriore <i>rear steering unlock</i>	16.0702.B296		P.T.O.
16.0702.B102		P.T.O.	16.0702.B188		STOP	16.0702.B297		variazione velocità <i>speed changer</i>
16.0702.B115		galleggiamento barra <i>bar floating</i>	16.0702.B190		faro lavoro <i>work lamp</i>	16.0702.B298		emergenza <i>hazard</i>
16.0702.B123		reg. griglie anteriore <i>front grid adjustment</i>	16.0702.B191		faro lavoro <i>work lamp</i>	16.0702.B300		variazione portata pompa <i>pump flow change</i>
16.0702.B124		reg. griglie posteriore <i>rear grid adjustment</i>	16.0702.B207		benna flottante <i>floating bucket</i>	16.0702.B301		faro da lavoro <i>work lamp</i>
16.0702.B127		luci anabbaglianti <i>low beams</i>	16.0702.B212		condizionatore <i>air conditioning</i>	16.0702.B302		variazione velocità <i>speed changer</i>
16.0702.B128		luci di profondità <i>high beams</i>	16.0702.B213		automatico <i>automatic</i>	16.0702.B305		barra luminosa <i>light bar</i>
16.0702.B131		illuminazione laterale <i>side lighting</i>	16.0702.B219		comando P.T.O. freno <i>P.T.O. brake</i>	16.0702.B306		bloccaggio differenziale <i>differential lock</i>
16.0702.B149		P.T.O. anteriore <i>front P.T.O.</i>	16.0702.B221		staccabatteria <i>battery main switch</i>	16.0702.B307		controllo automatico <i>auto control</i>
16.0702.B150		bloccaggio D.T. <i>4 WD lock</i>	16.0702.B235		controllo P.T.O. ant. P.T.O. management - front	16.0702.B309		sollevatore alzato/abbassato <i>rockshaft up/down</i>
16.0702.B151		bloccaggio D.T. <i>4 WD lock</i>	16.0702.B238		riscaldamento retrovisore rear-view <i>mirror heating</i>	16.0702.B310		selezione funzioni <i>set mode</i>
16.0702.B152		icona personalizzata <i>custom icon</i>	16.0702.B241		diagnostica motore <i>engine diagnostic</i>	16.0702.B311		flusso costante <i>constant flow</i>
16.0702.B153		icona personalizzata <i>custom icon</i>	16.0702.B253		icona personalizzata <i>custom icon</i>	16.0702.B312		tergilavavetro posteriore <i>rear window wiper washer</i>
16.0702.B154		vano bagagli <i>luggage compartment</i>	16.0702.B263		riarmo porte <i>door reactivation</i>	16.0702.B313		lampada rotante <i>beacon</i>
16.0702.B155		apertura porta 1 <i>door 1 opener</i>	16.0702.B264		radio microfono <i>radio microphone</i>	16.0702.B314		tergilavacrystallo <i>windscreen wiper washer</i>

P/N	TASTO KEY	DESCRIZIONE DESCRIPTION	P/N	TASTO KEY	DESCRIZIONE DESCRIPTION	P/N	TASTO KEY	DESCRIZIONE DESCRIPTION
16.0702.B315		retronebbia rear fog light	16.0702.B414		azionamento rulli rollers control	16.0702.B484		proiettore lavoro work lamp
16.0702.B316		interruttore luci generali master lighting switch	16.0702.B415		preriscaldamento motore engine preheating	16.0702.B489		avisatore horn
16.0702.B340		pilota automatico automatic pilot	16.0702.B416		azzeramento livellamento levelling reset	16.0702.B491		sterzo rapido fast steer
16.0702.B341		bloccaggio martinetto jack lock (high flow)	16.0702.B417		esclusione rallentatore retarder inhibition	16.0702.B492		pilota automatico automatic pilot
16.0702.B348		bloccaggio martinetto jack lock (std)	16.0702.B418		sollevamento/abbassamento up/down	16.0702.B494		marcia indietro reverse
16.0702.B349		barra luminosa light bar	16.0702.B419		sollevamento veicolo kneeling	16.0702.B495		folle neutral
16.0702.B350		P.T.O.	16.0702.B432		voltmetro voltmeter	16.0702.B496		marcia avanti drive
16.0702.B355		emergenza hazard	16.0702.B433		rampa sbarco ramp	16.0702.B497		limitatore velocità speed limiter
16.0702.B356		luci di posizione parking lights	16.0702.B434		innesto D.T. 4 WD	16.0702.B498		ingrassaggio greasing
16.0702.B360		rotazione antioraria rullo roll anticlockwise rotation	16.0702.B435		bloccaggio differenziale differential lock	16.0702.B507		lavacrystallo windscreen washer
16.0702.B372		distributore distributor	16.0702.B436		avisatore acustico horn	16.0702.B508		tergicristallo windscreen wiper
16.0702.B373		sedile termoriscaldato heated seat	16.0702.B440		vano bagagli luggage compartment	16.0702.B513		blocco differenziale differential lock
16.0702.B375		bloccaggio trazione traction lock	16.0702.B442		copertura scorrevole sliding covering	16.0702.B520		blocco differenziale differential lock
16.0702.B377		controllo giri motore engine RPM control	16.0702.B445		vano bagagli luggage compartment	16.0702.B521		distacco trasmissione transmission declutch
16.0702.B380		lampada rotante beacon	16.0702.B447		copertura scorrevole sliding covering	16.0702.B522		controllo corsa ride control
16.0702.B383		icona personalizzata custom icon	16.0702.B473		bloccaggio assele cross-shaft axle lock	16.0702.B523		fari abbaglianti high beams
16.0702.B390		tergihavalunotto rear window wiper washer	16.0702.B474		azionamento P.T.O. anteriore front P.T.O. management	16.0702.B525		anabbaglianti/ luci di posizione low beams/ parking lights
16.0702.B406		innesto D.T. 4 WD	16.0702.B475		benna falciante reversibile reversible mowing bucket	16.0702.B526		esclusione ABS ABS inhibition
16.0702.B410		icona personalizzata custom icon	16.0702.B476		martellone hammer	16.0702.B527		faro da lavoro work lamp
16.0702.B411		pompa emergenza emergency pump	16.0702.B477		ventilazione/ termoavviatore fan/preheater	16.0702.B532		pilota automatico automatic pilot
16.0702.B412		rottura cinghia belt breaking	16.0702.B482		variazione profondità benna bucket depth changer	16.0702.B534		giri motore RPM
16.0702.B413		chiusura scarico unloading lock	16.0702.B483		bloccaggio benna bucket lock	16.0702.B535		sblocco unlock

P/N	TASTO KEY	DESCRIZIONE DESCRIPTION	P/N	TASTO KEY	DESCRIZIONE DESCRIPTION	P/N	TASTO KEY	DESCRIZIONE DESCRIPTION
16.0702.B538		innesto D.T. 4 WD	16.0702.B047		lampada rotante/ faro lavoro beacon/work lamp	16.0702.B097		tergilunotto/ tergi-lavalunotto rear window wiper/ rear window wiper washer
16.0702.B541		esclusione livellamento levelling inhibition	16.0702.B053		svolta automatica automatic turn	16.0702.B099		P.T.O.
16.0702.B543		P.T.O. automatico automatic P.T.O.	16.0702.B054		indicatore indicator	16.0702.B100		int. luci generali/ luci aux anteriori master lighting switch/aux front lights
16.0702.B549		pompa carburante fuel pump	16.0702.B055		icona personalizzata custom icon	16.0702.B101		int. luci generali/ luci aux posteriori master lighting switch/aux rear lights
16.0702.B551		rotazione spazzola anteriore front brush rotation	16.0702.B056		azionam. lama/ azionam. stabilizzatori blade control/ stabilizers control	16.0702.B103		lava e tergicristallo windscreen wiper/ windscreen wiper washer
16.0702.B552		icona personalizzata custom icon	16.0702.B058		azionamento stabilizzatori stabilizers control	16.0702.B114		blocco/sblocco benna bucket lock/unlock
16.0702.B565		DX right	16.0702.B062		indicatore indicator	16.0702.B132		tasto neutro neutral rocker switch
16.0702.B566		SX left	16.0702.B065		marcia lenta/veloce slow/fast gear	16.0702.B143		regolazione spruzzatori spreader adjustment
16.702.B07		com. ruote motrici autom. auto 4 WD control	16.0702.B067		0/1	16.0702.B144		regolazione barra falciante mowing bar adjustment
16.702.B08		blocco differenziale autom. auto differential lock	16.0702.B068		modalità lavoro/ modalità trasferimento work/travel	16.0702.B147		regolazione galleggiamento benna bucket floating adjustment
16.702.B09		RPM costanti engine constant speed setting	16.0702.B072		regolazione orologi 1 2 clocks setting 1 2	16.0702.B175		selezione cereali corn selection
16.702.B10		variazione giri motore engine increase/decrease	16.0702.B073		regolazione orologi 3 4 clock setting 3 4	16.0702.B177		calibrazione - selez. / rotazione spazzola ant. calibration-selection/ front brush rotation
16.702.B12		comando trasmissione auto automatic transmission control	16.0702.B075		azionamento sollevatori rockshaft up/down	16.0702.B178		riscald. parabrezza/ sbrinamento lunotto windscreen heating/ rear window defroster
16.702.B13		svolta automatica memorizzazione dati headland turn learn mode	16.0702.B076		azionamento sollevatori rockshaft up/down	16.0702.B186		ribaltamento cassone dump body
16.702.B14		sollevatore alzato/abbassato rockshaft up/down	16.0702.B077		azionamento sollevatori rockshaft up/down	16.0702.B202		icona personalizzata custom icon
16.0702.B023		luci di posiz. e anabb. parking lights and low beams	16.0702.B078		sollevatore idraulico hydraulic master	16.0702.B203		icona personalizzata custom icon
16.0702.B028		movimentazione retrovisori side mirrors adjustment	16.0702.B080		proiettore lavoro anteriore front work lamp	16.0702.B210		icona personalizzata custom icon
16.0702.B040		selezione distributori distributors selection	16.0702.B087		icona personalizzata custom icon	16.0702.B211		sollevatore idraulico hydraulic master
16.0702.B042		tasto neutro neutral rocker switch	16.0702.B091		sospensione assale anteriore susp. front axle management	16.0702.B214		aumento/diminuzione giri motore RPM up/down
16.0702.B043		trazione DX/SX RH/LH drive	16.0702.B092		sospensione assale anteriore susp. front axle management	16.0702.B215		svolta automatica/ memorizzazione dati headland turn/ learn mode
16.0702.B044		marcia lenta/veloce slow/fast gear	16.0702.B094		P.T.O. anteriore front P.T.O.	16.0702.B216		automatico/ variazione velocità automatic/ speed changer
16.0702.B046		CAN BUS	16.0702.B095		P.T.O. posteriore rear P.T.O.	16.0702.B217		quinto martinetto fifth jack

P/N	TASTO KEY	DESCRIZIONE DESCRIPTION	P/N	TASTO KEY	DESCRIZIONE DESCRIPTION	P/N	TASTO KEY	DESCRIZIONE DESCRIPTION
16.0702.B218		automatico/P.T.O. auto/P.T.O.	16.0702.B260		icona personalizzata custom icon	16.0702.B359		movimento spazzole brushes control
16.0702.B220		modalità lavoro/mod. trasferimento travel/work	16.0702.B262		icona personalizzata custom icon	16.0702.B363		apertura/chiusura cassone body up/down
16.0702.B228		proiettori ausiliari auxiliary headlamps	16.0702.B272		svolta automatica auto HTS	16.0702.B367		automatico automatic
16.0702.B229		direzione di marcia forward/reverse	16.0702.B274		selettore cambio marce transmission gear selector	16.0702.B378		selettore cambio marce transmission gear selector
16.0702.B230		variazione velocità speed changer	16.0702.B279		tergicristallo e lavacrystallo windscreen wiper and windscreen washer	16.0702.B379		ribaltamento cassone dump body
16.0702.B231		icona personalizzata custom icon	16.0702.B280		movimento stabilizzatore SX left stabilizer	16.0702.B381		comando stabilizzatori stabilizers control
16.0702.B232		selettore idraulico hydraulic select	16.0702.B281		movimento stabilizzatore DX right stabilizer	16.0702.B382		comando stabilizzatori stabilizers control
16.0702.B233		azionamento martinetti jacks up/down	16.0702.B282		sincronizzatore trasmissione sync transmission sync	16.0702.B389		batteria battery
16.0702.B234		azionamento martinetti jacks up/down	16.0702.B321		tergicristalli/asciugavisorì windscreen wiper/windscreen drier	16.0702.B391		selez. marce hard - soft hard - soft gearshift
16.0702.B236		comando P.T.O. - posteriore P.T.O. management - rear	16.0702.B322		salita - discesa rampa ramp up/down	16.0702.B402		pilota automatico automatic pilot
16.0702.B237		controllo giri motore engine management	16.0702.B323		salita - discesa rampa sbarco ramp up/down	16.0702.B405		risc. abitacolo/motore hull/engine heating
16.0702.B239		liv. manuale manual levelling	16.0702.B324		icona personalizzata custom icon	16.0702.B407		scala ladder
16.0702.B242		luci di posizione e anabbaglianti parking lights and low beams	16.0702.B329		inser. ventilazione/ NBC NBC/FAN	16.0702.		movimento piattaforme platforms control
16.0702.B245		selettore batterie battery select	16.07		generatore/reset generator/reset	16.0702.B409		stabilizzatori stabilizers
16.0702.B247		icona personalizzata custom icon	16.0702.B331		variatore ventilatore superiore upper fan speed changer	16.0702.B420		icona personalizzata custom icon
16.0702.B249		ribaltamento cabina cab overturn	16.0702.B332		variatore ventilatore inferiore lower fan speed changer	16.0702.B421		icona personalizzata custom icon
16.0702.B250		5° martinetto fifth jack	16.0702.B336		cruise control	16.0702.B427		controllo giri motore engine speed
16.0702.B251		variazione giri motore RPM changer	16.0702.B337		P.T.O. automatico/manuale P.T.O. auto/manual	16.0702.B428		P.T.O.
16.0702.B256		icona personalizzata custom icon	16.0702.B338		RPM costanti/set const RPM/set	16.0702.B429		blocco trasmissione/marcia lenta transmission gear lock/slow gear
16.0702.B257		icona personalizzata custom icon	16.0702.B339		P.T.O./automatico P.T.O./auto	16.0702.B430		azionamento martinetti jacks up/down
16.0702.B258		icona personalizzata custom icon	16.0702.B347		azionamento martinetti jacks up/down	16.0702.B431		risc. parabrezza/sbrinamento lunotto windscreen heating/rear window defroster
16.0702.B259		reset/freno a mano inserito reset/hand brake on	16.0702.B354		inserimento guida DX - SX RH - LH drive	16.0702.B437		regolazione barra bar adjustment

P/N	TASTO KEY	DESCRIZIONE DESCRIPTION	P/N	TASTO KEY	DESCRIZIONE DESCRIPTION	P/N	TASTO KEY	DESCRIZIONE DESCRIPTION
16.0702.B438		azionamento carrello bogie	16.0702.B533		indicatore indicator	16.0702.B580		innesto D.T. 4 WD
16.0702.B439		ribaltamento cassone dump body	16.0702.B539		aumento/diminuzione giri motore RPM up/down	16.0702.B581		emergenza hazard
16.0702.B448		fari fendinebbia/ retronebbia fog lights/rear fog lights	16.0702.B540		lavacrystallo/ lavalunotto windscreen washer/rear window washer	16.0702.B582		bloccaggio differenziale differential lock
16.0702.B449		automatico/ innesto D.T. auto/4 WD	16.0702.B548		blocco sollevatore/ rockshaft lock	16.0702.B583		arresto motore engine stop
16.0702.B451		retrovisori riscaldati/ proiettore lavoro heated side mirrors/work lamp	16.0702.B554		totale/parziale total/partial	16.0702.B584		variazione giri motore RPM changer
16.0702.B481		modalità lavoro/ mod. trasferimento work/travel	16.0702.B555		calibrazione/ stampante calibration/printer	16.0702.B585		variatore changer
16.0702.B485		variazione carreggiata wheel track changer	16.0702.B557		variatore changer	16.0702.B586		variatore changer
16.0702.B486		blocco/consenso variazione carreggiata wheel track changer lock/unlock	16.0702.B558		variatore changer	16.0702.B590		azionamento martinetti jacks up/down
16.0702.B487		livellamento levelling	16.0702.B559		variazione giri motore RPM changer	16.0702.B591		sblocco unlock
16.0702.B493		lama frontale/ posteriore front dozer/rear dozer	16.0702.B560		sollevatore alzato/ abbassato rockshaft up/down	16.0702.B594		tergilunotto/tergi-lava lunotto rear window wiper/rear window wiper washer
16.0702.B499		serbatoio gas 1 + serbatoio gas 2 gas tank 1 + gas tank 2	16.0702.B561		icona personalizzata custom icon	16.0702.B595		velocità tergi windscreen wiper speed
16.0702.B501		icona personalizzata custom icon	16.0702.B562		azionamento martinetti jacks up/down	16.0702.B596		icona personalizzata custom icon
16.0702.B502		azionamento sensori sensors control	16.0702.B568		icona personalizzata custom icon	16.0702.B597		icona personalizzata custom icon
16.0702.B503		apertura portelli doors opener	16.0702.B569		RPM costanti/set constant RPM/set	16.0702.B598		icona personalizzata custom icon
16.0702.B504		pantografo su/giù pantograph up/down	16.0702.B570		aumento/diminuzione giri motore engine increase/decrease	16.0702.B602		anabbaglianti/luci di posizione low beams/parking lights
16.0702.B505		braccio su/giù arm up/down	16.0702.B571		icona personalizzata custom icon	16.0702.B603		potenza elettrica electrical power
16.0702.B506		piazzola su/giù pad up/down	16.0702.B572		velocità avvolgitore wrap speed: low - med - high	16.0702.B605		TEST
16.0702.B509		spazzole brushes	16.0702.B573		icona personalizzata custom icon	16.0702.B608		ribaltamento contenitore overturning container
16.0702.B510		freno motore/ rallentatore engine brake / retarder	16.0702.B574		avvolgitore/legatore twine/net	16.0702.B612		solleva/abbassa contenitore container up / down
16.0702.B528		azionamento sensori sensors control	16.0702.B575		icona personalizzata custom icon	16.0702.B619		uscita spazzole RH-LH RH-LH wipers wayout
16.0702.B529		icona personalizzata custom icon	16.0702.B578		freno di stazionamento parking brake	16.0702.B621		apertura/chiusura sportello open / close door
16.0702.B530		blocco/sblocco lock/unlock	16.0702.B579		accensione luci lights on	16.0702.B629		indicatore indicator

P/N	TASTO KEY	DESCRIZIONE DESCRIPTION	P/N	TASTO KEY	DESCRIZIONE DESCRIPTION	P/N	TASTO KEY	DESCRIZIONE DESCRIPTION
16.0702.B630		marcia lenta/marcia veloce <i>slow gear/fast gear</i>	16.0702.B666		ON/alta velocità <i>ON/high speed</i>	16.0702.B707		riscaldamento retrovisore <i>mirror heating</i>
16.0702.B640		anabbaglianti/luci di posizione <i>low beams/parking lights</i>	16.0702.B667		icona personalizzata <i>custom icon</i>	16.0702.B708		staccabatterie/carica generatore <i>battery isolator/generator load</i>
16.0702.B642		riscaldamento retrovisore <i>rear-view mirror heating</i>	16.0702.B668		ON/prova lampade <i>ON/lamp test</i>	16.0702.B709		luci di profondità aux <i>aux high beams</i>
16.0702.B644		inclinazione cabina <i>cab tilt</i>	16.0702.B669		ON/luci esterne <i>ON/exterior lighting</i>	16.0702.B710		selettore idraulico <i>hydraulic select</i>
16.0702.B646		affaticamento motore <i>engine override</i>	16.0702.B670		STOP START	16.0702.B711		automotive
16.0702.B647		e-pump	16.0702.B682		accensione ON	16.0702.B712		ritardo spegnimento motore <i>engine switching off relay</i>
16.0702.B648		attivazione/disattivazione filtro antiparticolato <i>particulate filter regeneration/inhibit</i>	16.0702.B685		zero/plafoniera <i>zero/roof lamp</i>	16.0702.B715		porta di scarico <i>unloading door</i>
16.0702.B649		icona personalizzata <i>custom icon</i>	16.0702.B686		icona personalizzata <i>custom icon</i>	16.0702.B718		tramoggia di scarico regolabile LH <i>unloading hopper adjustable LH</i>
16.0702.B652		innesto D.T. 4 W/D	16.0702.B687		avvolgimento / svolgimento bobina <i>winch spool in/out</i>	16.0702.B719		tramoggia di scarico regolabile RH <i>unloading hopper adjustable RH</i>
16.0702.B653		icona personalizzata <i>custom icon</i>	16.0702.B688		aperto/chiuso <i>open/closed</i>	16.0702.B720		cofano fresa <i>mill mood</i>
16.0702.B654		icona personalizzata <i>custom icon</i>	16.0702.B689		proiettore <i>projector</i>	16.0702.B721		controcoltelli <i>counter blades</i>
16.0702.B655		icona personalizzata <i>custom icon</i>	16.0702.B691		casa/immissione dati <i>home/enter data</i>	16.0702.B722		tramoggia traslante <i>shifting hopper</i>
16.0702.B656		icona personalizzata <i>custom icon</i>	16.0702.B692		interruttore su/giù <i>up/down switch</i>	16.0702.B723		velocità coclee <i>angers speed</i>
16.0702.B657		icona personalizzata <i>custom icon</i>	16.0702.B693		luci di posizione/anabbaglianti <i>parking lights/low beams</i>	16.0702.B726		controllo velocità <i>ride control</i>
16.0702.B658		tergicristallo <i>rear window wiper</i>	16.0702.B694		lavalunotto <i>rear window washer</i>	16.0702.B727		galleggiamento benna di carico <i>loader bucket float</i>
16.0702.B659		fari da lavoro <i>worklamps</i>	16.0702.B695		presa di forza P.T.O.	16.0702.B728		selettore idraulico <i>hydraulic select</i>
16.0702.B660		lavalunotto <i>rear window washer</i>	16.0702.B696		presa di forza P.T.O.	16.0702.B729		inversione ventola raffreddamento <i>cooling fan reversing</i>
16.0702.B661		sollevamento <i>jacking</i>	16.0702.B697		pilota automatico <i>automatic pilot</i>	16.0702.B730		presa di alimentazione <i>boom power socket</i>
16.0702.B662		trattori fari ausiliari <i>tractor auxiliary headlights</i>	16.0702.B700		luci generali on/off/on <i>light switch on/off/on</i>	16.0702.B731		freno a mano inserito <i>hand brake on</i>
16.0702.B663		disattivazione/attivazione filtro antiparticolato <i>particulate filter inhibit/regeneration</i>	16.0702.B701		avvio/arresto motore <i>engine start/stop</i>	16.0702.B732		modo trasferimento strada <i>roadway travel mode</i>
16.0702.B664		RPM alti/bassi <i>RPM high/low</i>	16.0702.B703		regolatore stabilizzatore <i>stabilizer controller</i>	16.0702.B733		scollegamento freno di servizio <i>de clutch by service brake enable</i>
16.0702.B665		icona personalizzata <i>custom icon</i>	16.0702.B706		controllo manutenzione piattaforma <i>maintenance platform control</i>	16.0702.B734		trasmissione automatica semi manuale <i>manual semi automatic transmission</i>

P/N	TASTO KEY	DESCRIZIONE DESCRIPTION	P/N	TASTO KEY	DESCRIZIONE DESCRIPTION	P/N	TASTO KEY	DESCRIZIONE DESCRIPTION
16.0702.B735		abilita idrante ausiliare hydr. auxiliary enable	16.0702.B757		icona personalizzata custom icon	16.0702.B792		reattività reactivity
16.0702.B736		display navigazione su/giu display navigation up/down	16.0702.B758		icona personalizzata custom icon	16.0702.B793		scollegamento declutch
16.0702.B737		immissione dati/casa enter data/home	16.0702.B759		icona personalizzata custom icon	16.0702.B794		icona personalizzata custom icon
16.0702.B738		freno P.T.O./auto P.T.O. brake/auto	16.0702.B760		icona personalizzata custom icon	16.0702.B795		icona personalizzata custom icon
16.0702.B739		marcia lenta slow gear	16.0702.B761		icona personalizzata custom icon	16.0702.B796		reattività reactivity
16.0702.B740		blocco stabilizzatore stabilizer lock	16.0702.B763		bloccaggio locking	16.0702.B797		1a - 2a marcia 1st - 2nd gear
16.0702.B741		reattività reactivity	16.0702.B772		tergi-lava lunotto rear window wiper washer	16.0702.B798		telaio di livellamento frame levelling
16.0702.B742		luci generali/ anabbaglianti light switch/low beam lights	16.0702.B773		icona personalizzata custom icon	16.0702.B799		anabbaglianti/ abbaglianti low beams/high beams
16.0702.B743		ECO/SPORT	16.0702.B775		tramoggia di scarico LH/RH unloading hopper LH/RH	16.0702.B803		selettore cambio marce transmission gear selector
16.0702.B744		tergi-Havacristallo/ lavacristallo windshield wiper washer/windscreen wiper	16.0702.B776		punto di forza P.T.O.	16.0702.B804		icona personalizzata custom icon
16.0702.B745		tergi-cristallo windshield wiper	16.0702.B777		disattivazione filtro antiparticolato/ECU particulate filter inhibit/ECU	16.0702.B805		limitatore velocità speed limiter
16.0702.B746		innesto D.T. 4 W.D.	16.0702.B778		rilascio scorrimento pala backhoe slider release	16.0702.B806		aumento/diminuzione giri motore RPM up/down
16.0702.B747		icona personalizzata custom icon	16.0702.B779		ritorno caricatore loader return	16.0702.B807		ribaltamento benna di carico loader bucket dump
16.0702.B748		icona personalizzata custom icon	16.0702.B780		blocco joystick pala backhoe joystick lock	16.0702.B808		esclusione avvisatori horn inhibition
16.0702.B749		icona personalizzata custom icon	16.0702.B781		controllo corsa regolare smooth ride control	16.0702.B809		sbrinamento lunotto rear window defroster
16.0702.B750		icona personalizzata custom icon	16.0702.B782		tergilunotto/ lavalunotto rear window wiper/rear window washer	16.0702.B810		selettore idraulico hydraulic select
16.0702.B751		icona personalizzata custom icon	16.0702.B783		icona personalizzata custom icon	16.0702.B811		luci di profondità aux aux high beams
16.0702.B752		icona personalizzata custom icon	16.0702.B784		icona personalizzata custom icon	16.0702.B812		auto field and trap
16.0702.B753		icona personalizzata custom icon	16.0702.B786		icona personalizzata custom icon	16.0702.B813		luci di posizione/ anabbaglianti parking lights/low beams
16.0702.B754		icona personalizzata custom icon	16.0702.B787		icona personalizzata custom icon	16.0702.B814		staccabatterie/carica generatore battery isolator/generator load
16.0702.B755		icona personalizzata custom icon	16.0702.B790		innesto D.T. 4 W.D.	16.0702.B815		pilota automatico automatic pilot
16.0702.B756		icona personalizzata custom icon	16.0702.B791		P.T.O.	16.0702.B816		blocco pilota automatico automatic pilot lock

P/N	TASTO KEY	DESCRIZIONE DESCRIPTION	P/N	TASTO KEY	DESCRIZIONE DESCRIPTION	P/N	TASTO KEY	DESCRIZIONE DESCRIPTION
16.0702.B817		P.T.O.	16.0702.B033		ricerca location lighting	16.0702.B108		ventilazione fan
16.0702.B825		icona personalizzata custom icon	16.0702.B034		marcia lenta slow gear	16.0702.B109		emergenza hazard
16.0702.B829		icona personalizzata custom icon	16.0702.B035		variazione giri motore RPM changer	16.0702.B110		faro lavoro work lamp
16.0702.B830		icona personalizzata custom icon	16.0702.B036		emergenza hazard	16.0702.B111		lampada rotante beacon
16.0702.B831		icona personalizzata custom icon	16.0702.B037		interruttore luci generali master lighting switch	16.0702.B112		freno a mano inserito hand brake on
16.0702.B833		icona personalizzata custom icon	16.0702.B038		lampada rotante beacon	16.0702.B113		proiettore cabina cab work lamp
16.0702.B834		giri motore RPM	16.0702.B039		memorizzazione giri motore RPM record	16.0702.B116		innesto D.T. 4 WD
16.0702.B835		fari da lavoro worklamps	16.0702.B041		proiettore lavoro work lamp	16.0702.B117		livellamento levelling
16.0702.B836		bloccaggio locking	16.0702.B049		doppie spazzole twin brushes	16.0702.B118		esclus. terzo martinetto third jack cut-out
16.0702.B018		freno a mano inserito hand brake on	16.0702.B050		spazzola brush	16.0702.B119		faro lavoro work lamp
16.0702.B019		bloccaggio locking	16.0702.B051		aspiratore mobile mobile extractor	16.0702.B120		esclus. comandi controls inhibition
16.0702.B020		livellamento levelling	16.0702.B052		aspiratore extractor	16.0702.B121		specchietti laterali riscaldati heated side mirrors
16.0702.B021		fari lavoro work lamps	16.0702.B060		fanale retronebbia rear fog light	16.0702.B122		faro lavoro posteriore rear work lamp
16.0702.B022		lampada rotante beacon	16.0702.B061		riscaldamento cabina cab heating	16.0702.B125		tergilavacrystallo windscreen wiper washer
16.0702.B024		emergenza hazard	16.0702.B063		riscaldamento motore engine heating	16.0702.B129		blocco differenziale differential lock
16.0702.B025		proiettore lavoro work lamp	16.0702.B064		proiettore lavoro work lamp	16.0702.B130		tergicristallo windscreen wiper
16.0702.B026		selez. cont. funzione lama blade function control	16.0702.B083		antiribaltamento anti-tilting	16.0702.B133		riscaldamento retrovisore rear view mirror heating
16.0702.B027		azionamento stabilizzatori stabilizers control	16.0702.B098		drenaggio draining	16.0702.B134		pilota automatico automatic pilot
16.0702.B029		antiribaltamento anti-tilting	16.0702.B104		livellamento levelling	16.0702.B135		copertura serbatoio grano grain tank covers
16.0702.B030		benna rotante rotating bucket	16.0702.B105		innesto D.T. 4 WD	16.0702.B136		benna posteriore rear bucket
16.0702.B031		martellone hammer	16.0702.B106		freno a mano inserito hand brake on	16.0702.B137		rotazione aspo reel mode
16.0702.B032		benna falciante reversibile reversible mowing bucket	16.0702.B107		lavatergicristallo windscreen wiper washer	16.0702.B138		marcia veloce fast gear

P/N	TASTO KEY	DESCRIZIONE DESCRIPTION	P/N	TASTO KEY	DESCRIZIONE DESCRIPTION	P/N	TASTO KEY	DESCRIZIONE DESCRIPTION
16.0702.B139		settaggio alternato <i>alternate setting</i>	16.0702.B181		ricerca <i>location lighting</i>	16.0702.B223		interruttore principale <i>master switch</i>
16.0702.B140		tergicristallo velocità 1 <i>windscreen wiper 1 speed</i>	16.0702.B182		organo ausiliario <i>auxiliary winch</i>	16.0702.B224		azionamento pala <i>shovel control</i>
16.0702.B141		assistenza carrello posteriore <i>rear wheel assist</i>	16.0702.B183		azionamento braccio <i>arm control</i>	16.0702.B225		interruttore principale <i>master switch</i>
16.0702.B142		variazione giri motore <i>RPM changer</i>	16.0702.B185		gestione P.T.O. <i>P.T.O. management</i>	16.0702.B226		interruttore di esclusione <i>inhibition switch</i>
16.0702.B145		lavacrystallo <i>windscreen washer</i>	16.0702.B187		livellamento <i>levelling</i>	16.0702.B227		trazione anteriore <i>front wheel-drive</i>
16.0702.B146		coltelli verticali <i>vertical knives</i>	16.0702.B189		sblocco benna <i>bucket unlock</i>	16.0702.B240		liv. longitudinale <i>longitudinal levelling</i>
16.0702.B148		orientamento barra <i>bar orientation</i>	16.0702.B192		blocco stabilizzatori <i>stabilizers lock</i>	16.0702.B243		blocco diff. motrice <i>tractor's differential lock</i>
16.0702.B157		indicatore <i>indicator</i>	16.0702.B193		retronebbia <i>rear fog light</i>	16.0702.B244		blocco diff. rimorchio <i>trailer's differential lock</i>
16.0702.B158		plafoniera <i>interior dome light</i>	16.0702.B194		interruttore a chiave <i>key switch</i>	16.0702.B246		icona personalizzata <i>custom icon</i>
16.0702.B161		avv. acustico <i>horn</i>	16.0702.B195		bloccaggio differenziale longitudinale <i>longitudinal differential lock</i>	16.0702.B248		pompa carburante <i>fuel pump</i>
16.0702.B162		bus alzato <i>bus up</i>	16.0702.B196		bloccaggio differenziale posteriore <i>rear differential lock</i>	16.0702.B252		icona personalizzata <i>custom icon</i>
16.0702.B163		bus abbassato <i>bus down</i>	16.0702.B197		bloccaggio differenziale anteriore <i>front differential lock</i>	16.0702.B254		blocc. differenziale <i>differential lock</i>
16.0702.B164		ill. posto autista <i>driving seat lighting</i>	16.0702.B198		riscaldatore ausiliario <i>auxiliary heater</i>	16.0702.B255		blocc. ripartitore <i>brakeforce distribution lock</i>
16.0702.B165		frigorifero <i>refrigerator</i>	16.0702.B199		riscaldamento parabrezza <i>windscreen heating</i>	16.0702.B261		esclusione ABS <i>ABS inhibition</i>
16.0702.B166		icona personalizzata <i>custom icon</i>	16.0702.B200		esclusione ventola <i>fan inhibition</i>	16.0702.B265		bloccaggio ponte <i>axle lock</i>
16.0702.B167		fendinebbia <i>fog lights</i>	16.0702.B201		esclusione ABS <i>ABS inhibition</i>	16.0702.B266		blocco oscillazione braccio <i>boom swing lock</i>
16.0702.B168		icona personalizzata <i>custom icon</i>	16.0702.B204		marcia lenta <i>slow gear</i>	16.0702.B267		lubrificazione automatica <i>automatic greasing</i>
16.0702.B170		freno stazionamento <i>parking brake</i>	16.0702.B205		limitatore velocità inserito <i>speed limiter</i>	16.0702.B268		seconda velocità <i>second speed</i>
16.0702.B171		inter. principale <i>master switch</i>	16.0702.B206		interruttore principale <i>master switch</i>	16.0702.B269		folle <i>neutral</i>
16.0702.B173		drenaggio <i>draining</i>	16.0702.B208		sollevatore <i>heavy lift</i>	16.0702.B270		selezione marce <i>hard-soft gearshift</i>
16.0702.B174		blocco servocomandi <i>servo-control lock</i>	16.0702.B209		diagnostica motore <i>engine diagnostic</i>	16.0702.B273		sblocco oscillazione braccio <i>boom swing unlock</i>
16.0702.B179		livellamento <i>levelling</i>	16.0702.B222		faro lavoro <i>work lamp</i>	16.0702.B275		assale indipendente <i>travel independence</i>

P/N	TASTO KEY	DESCRIZIONE DESCRIPTION	P/N	TASTO KEY	DESCRIZIONE DESCRIPTION	P/N	TASTO KEY	DESCRIZIONE DESCRIPTION
16.0702.B276		assetto predefinito <i>set-up record</i>	16.0702.B333		riscald. ausiliario motore <i>engine aux heating</i>	16.0702.B374		luci di profondità <i>high beams</i>
16.0702.B277		sterzata 4° asse <i>4th axle steering</i>	16.0702.B334		icona personalizzata <i>custom icon</i>	16.0702.B376		punto di forza <i>P.T.O.</i>
16.0702.B278		faro da lavoro supplementare <i>additional work lamp</i>	16.0702.B335		pulsante alzacofano <i>hood lift control</i>	16.0702.B384		sterzo rapido <i>fast steer</i>
16.0702.B283		termoavviatore <i>preheater</i>	16.0702.B342		pompa di ricircolo <i>recirculation pump</i>	16.0702.B385		inserimento diagnostica veicolo <i>vehicle's diagnostic control</i>
16.0702.B284		blocco funzione scavatore <i>digger lock</i>	16.0702.B343		extrapressione spazzole <i>brushes overpressure</i>	16.0702.B386		inserimento diagnostica veicolo <i>vehicle's diagnostic control</i>
16.0702.B285		sblocco braccio benna <i>bucket arm unlock</i>	16.0702.B344		scarico cereali <i>cereals discharge pipe</i>	16.0702.B387		esclusione avvisatore acustico <i>horn inhibition</i>
16.0702.B286		bloccaggio ponte <i>axle lock</i>	16.0702.B345		martinetto rotazione spazzole <i>brushes rotation jack</i>	16.0702.B388		rubinetto acqua corrente <i>running water tap</i>
16.0702.B287		on/off climatizzatore <i>air conditioning on/off</i>	16.0702.B346		blocco differenziale <i>differential lock</i>	16.0702.B392		funzione 1 <i>function 1</i>
16.0702.B288		controllo corsa on/off <i>on/off ride control</i>	16.0702.B351		blocco differenziale <i>differential lock</i>	16.0702.B393		funzione 2 <i>function 2</i>
16.0702.B289		sblocco benna <i>bucket unlock</i>	16.0702.B352		variazione velocità <i>speed changer</i>	16.0702.B394		funzione 3 <i>function 3</i>
16.0702.B299		ruote bloccate <i>wheels lock</i>	16.0702.B353		telecamera <i>video camera</i>	16.0702.B395		funzione 4 <i>function 4</i>
16.0702.B303		riscaldamento <i>heating</i>	16.0702.B357		inserimento spazzola SX <i>LH brush</i>	16.0702.B396		funzione 5 <i>function 5</i>
16.0702.B304		pompa di sentina <i>bilge pump</i>	16.0702.B358		on/off spazzola laterale <i>side brush on/off</i>	16.0702.B397		funzione 6 <i>function 6</i>
16.0702.B308		pompa di sentina <i>bilge pump</i>	16.0702.B361		rotazione oraria rullo <i>roller clockwise rotation</i>	16.0702.B398		funzione 7 <i>function 7</i>
16.0702.B317		verricello <i>winch</i>	16.0702.B362		regolazione altezza rullo <i>roller height adjustment</i>	16.0702.B399		funzione 8 <i>function 8</i>
16.0702.B318		condizionatore <i>air conditioning</i>	16.0702.B364		inserimento spazzola DX <i>RH brush</i>	16.0702.B400		funzione 9 <i>function 9</i>
16.0702.B319		riscaldamento <i>heating</i>	16.0702.B365		pompa <i>pump</i>	16.0702.B401		voltmetro <i>voltmeter</i>
16.0702.B320		riscaldamento <i>heating</i>	16.0702.B366		assetto macchina <i>set up</i>	16.0702.B403		icona personalizzata <i>custom icon</i>
16.0702.B325		bloccaggio portello rampa <i>ramp door lock</i>	16.0702.B368		limitatore velocità <i>speed limiter</i>	16.0702.B441		plafoniera <i>interior dome light</i>
16.0702.B326		interruttore generale <i>master switch</i>	16.0702.B369		ugello principale <i>main nozzle</i>	16.0702.B443		riscaldamento parabrezza <i>windscreen heating</i>
16.0702.B327		trazione anteriore <i>front wheel-drive</i>	16.0702.B370		incremento <i>increase</i>	16.0702.B444		esclusione freni rimorchio <i>trailer brake inhibition</i>
16.0702.B328		pressurizzazione gruppi meccanici <i>mechanical unit pressurization</i>	16.0702.B371		innesto doppia trazione <i>4 WD</i>	16.0702.B446		plafoniera <i>interior dome light</i>

P/N	TASTO KEY	DESCRIZIONE DESCRIPTION	P/N	TASTO KEY	DESCRIZIONE DESCRIPTION	P/N	TASTO KEY	DESCRIZIONE DESCRIPTION
16.0702.B450		indicatore di direzione direction indicator	16.0702.B517		bloccaggio differenziale anteriore front diff. lock	16.0702.B592		tergilunotto rear window wiper
16.0702.B462		cambio programma programme changer	16.0702.B518		bloccaggio differenziale diff. lock	16.0702.B593		infrarossi infrared
16.0702.B463		luci anabbaglianti low beams	16.0702.B519		bloccaggio differenz. posteriore rear diff. lock	16.0702.B599		NBC
16.0702.B464		faro da lavoro anteriore front work lamp	16.0702.B524		fari abbaglianti high beams	16.0702.B600		ventilazione NBC NBC fan
16.0702.B465		faro da lavoro posteriore rear work lamp	16.0702.B531		riduttore adapter	16.0702.B601		retronebbia rear fog light
16.0702.B466		tergi-lavacrystallo windscreen wiper washer	16.0702.B536		icona personalizzata custom icon	16.0702.B604		icona personalizzata custom icon
16.0702.B467		climatizzatore air conditioning	16.0702.B537		verricello winch	16.0702.B606		spazzola centrale central brush
16.0702.B468		acqua, spazzole anteriori water, front brushes	16.0702.B542		freno ausiliario auxiliary brake	16.0702.B607		acqua spazzola RH RH brush water
16.0702.B469		container raccolta acqua water container	16.0702.B544		apertura porta 1 door 1 opener	16.0702.B609		blocco rotazione swing lock
16.0702.B470		P.T.O. anteriore front P.T.O.	16.0702.B545		apertura porta 2 door 2 opener	16.0702.B610		alta pressione high pressure
16.0702.B471		P.T.O. posteriore rear P.T.O.	16.0702.B546		TV	16.0702.B611		spazzola LH LH brush
16.0702.B472		manuale manual	16.0702.B547		luci azzurrate blue lights	16.0702.B613		scuotifiltro filter shaker
16.0702.B478		sedile riscaldato heated seat	16.0702.B553		pompa carburante fuel pump	16.0702.B614		acqua spazzola LH LH brush water
16.0702.B479		riscaldamento specchietto mirror heating	16.0702.B556		P.T.O. anteriore front P.T.O.	16.0702.B615		spazzola RH RH brush
16.0702.B488		sirena siren	16.0702.B563		icona personalizzata custom icon	16.0702.B616		reset filtro olio oil filter reset
16.0702.B490		rotazione antioraria rullo roller anticlockwise rotation	16.0702.B564		freno meccanico mechanical brake	16.0702.B617		sospensione automatica automatic suspension
16.0702.B500		blocco lock	16.0702.B567		pompa di sentina bilge pump	16.0702.B618		sospensione manuale manual suspension
16.0702.B511		freno motore engine brake	16.0702.B576		sollevamento lama blade control	16.0702.B620		trasporto transport
16.0702.B512		ASR	16.0702.B577		sollevatore rock-shaft up/down	16.0702.B622		riscaldamento ausiliario acqua water aux heating
16.0702.B514		controllo giri motore RPM control	16.0702.B587		regolazione spruzzatori spreader adjust	16.0702.B623		retronebbia rear fog light
16.0702.B515		interruttore generale master switch	16.0702.B588		interruttore generale master switch	16.0702.B624		luci di posizione parking lights
16.0702.B516		batteria ausiliaria battery slave	16.0702.B589		batteria ausiliaria battery slave	16.0702.B625		faro da lavoro posteriore rear work lamp

P/N	TASTO KEY	DESCRIZIONE DESCRIPTION	P/N	TASTO KEY	DESCRIZIONE DESCRIPTION	P/N	TASTO KEY	DESCRIZIONE DESCRIPTION
16.0702.B626		marcia veloce fast gear	16.0702.B677		faro da lavoro worklamp	16.0702.B766		plafoniera posteriore rear dome light
16.0702.B627		limitatore velocità speed limiter	16.0702.B678		cicalino retromarcia buzzer reversing litght	16.0702.B767		plafoniera anteriore front dome light
16.0702.B628		riscaldamento retrovisore mirror heating	16.0702.B679		by pass CA	16.0702.B768		faro da lavoro worklamp
16.0702.B632		trazione tensile force	16.0702.B680		M/A tard	16.0702.B769		memoria giri motore RPM memory
16.0702.B633		blocco differenziale differential lock	16.0702.B681		rampa ramp	16.0702.B770		disattivazione filtro antiparticolato particulate filter inhibit
16.0702.B634		riscaldamento automatico automatic heating	16.0702.B683		P.T.O. 1	16.0702.B771		braccio lungo long boom
16.0702.B635		anabbaglianti/ luci di posizione low beams/parking lights	16.0702.B684		P.T.O. 2	16.0702.B774		agitatore agitator
16.0702.B636		riscaldamento motore engine heating	16.0702.B690		apertura cofano hood opening	16.0702.B785		icona personalizzata custom icon
16.0702.B637		accensione starting	16.0702.B698		differenziale neutro neutral differential	16.0702.B788		icona personalizzata custom icon
16.0702.B638		staccabatteria elettrico electric battery main switch	16.0702.B699		neutro BV	16.0702.B789		icona personalizzata custom icon
16.0702.B639		contatto contact	16.0702.B702		inclinazione volante steering wheel tilt	16.0702.B800		sbrinatoro/nebbia defroster/fog
16.0702.B641		stacco generatore di corrente power generator inhibition	16.0702.B704		minimo alto high idle	16.0702.B801		limitatore velocità speed limiter
16.0702.B643		entrata enter	16.0702.B705		retarder	16.0702.B802		icona personalizzata custom icon
16.0702.B645		indicatore di direzione direction indicator	16.0702.B713		check	16.0702.B826		schermi riscaldati heated screens
16.0702.B650		riscaldamento parabrezza windscreen heating	16.0702.B714		frizione clutch	16.0702.B827		riscaldamento retrovisore mirror heating
16.0702.B651		riscaldamento parabrezza potenziato powered windscreen heating	16.0702.B716		tramoggia di scarico LH unloading LH hopper	16.0702.B828		START - ENGINE
16.0702.B671		BDBT permanent	16.0702.B717		tramoggia di scarico RH unloading RH hopper	16.0702.B832		icona personalizzata custom icon
16.0702.B672		BD IR AV	16.0702.B724		tramoggia di scarico supplementare LH additional unloading LH hopper	16.0702.B837		icona personalizzata custom icon
16.0702.B673		limitatore velocità speed limiter	16.0702.B725		tramoggia di scarico supplementare RH additional unloading RH hopper	16.0702.B838		icona personalizzata custom icon
16.0702.B674		ECO/PERFO	16.0702.B762		disinnesto trazione tensile force inhibition	16.0702.B839		icona personalizzata custom icon
16.0702.B675		occultazione attivo/ inattivo occultation active/ inactive	16.0702.B764		barra luminosa light bar	16.0702.B840		icona personalizzata custom icon
16.0702.B676		faro da lavoro worklamp	16.0702.B765		lampada rotante beacon	16.0702.B841		icona personalizzata custom icon

P/N	TASTO KEY	DESCRIZIONE DESCRIPTION
16.0702.B422		icona personalizzata <i>custom icon</i>
16.0702.B423		icona personalizzata <i>custom icon</i>
16.0702.B424		icona personalizzata <i>custom icon</i>
16.0702.B425		icona personalizzata <i>custom icon</i>
16.0702.B426		icona personalizzata <i>custom icon</i>
16.0702.B452		icona personalizzata <i>custom icon</i>
16.0702.B453		icona personalizzata <i>custom icon</i>
16.0702.B454		icona personalizzata <i>custom icon</i>
16.0702.B455		icona personalizzata <i>custom icon</i>
16.0702.B456		icona personalizzata <i>custom icon</i>
16.0702.B457		icona personalizzata <i>custom icon</i>
16.0702.B458		icona personalizzata <i>custom icon</i>
16.0702.B459		icona personalizzata <i>custom icon</i>
16.0702.B460		icona personalizzata <i>custom icon</i>
16.0702.B461		icona personalizzata <i>custom icon</i>
16.0702.B480		icona personalizzata <i>custom icon</i>
16.0702.B550		icona personalizzata <i>custom icon</i>
16.0702.B631		icona personalizzata <i>custom icon</i>
16.0702.B818		icona personalizzata <i>custom icon</i>
16.0702.B819		icona personalizzata <i>custom icon</i>
16.0702.B820		icona personalizzata <i>custom icon</i>
16.0702.B821		icona personalizzata <i>custom icon</i>

P/N	TASTO KEY	DESCRIZIONE DESCRIPTION
16.0702.B822		icona personalizzata <i>custom icon</i>
16.0702.B823		icona personalizzata <i>custom icon</i>
16.0702.B824		icona personalizzata <i>custom icon</i>
16.0702.E002		interruttore luci generali <i>master light switch</i>
16.0702.E007		bloccaggio traslazione braccio <i>arm shifting lock</i>
16.0702.E008		avisatore acustico <i>horn</i>
16.0702.E003		freno a mano inserito <i>hand brake on</i>
16.0702.E004		sblocco ponte <i>axle unlock</i>
16.0702.E001		icona personalizzata <i>custom icon</i>
16.0702.E005		icona personalizzata <i>custom icon</i>
16.0702.E006		icona personalizzata <i>custom icon</i>

- **Schemi elettrici**
serie "700 - 900 - 1000 - 1100 - 1200"
- **Circuit diagrams**
"700 - 900 - 1000 - 1100 - 1200" series

- **Chiave di interpretazione**
del codice per serie "700 - 900 - 1000 - 1100 - 1200"
- **Part number composition key**
for "700 - 900 - 1000 - 1100 - 1200" series

ESEMPIO - EXAMPLE:

16.1001.0101.13

16

MODELLO BASE
BASE TYPE

1001

SCHEMA ELETTRICO
CIRCUIT DIAGRAM

0101

COLORE LED
LED COLOR

13

IMBALLO/TENSIONE DI ALIMENTAZIONE
PACKAGING/POWER SUPPLY VOLTAGE

16 = COMMUTATORI 2-3 POSIZIONI
2-3 POSITION SWITCHES

17 = INTERRUTTORI/
COMMUTATORI INSTABILI
MOMENTARY SWITCHES

VEDI DA PAG. 380
A PAG. 399

SEE FROM PAG. 380
TO PAG. 399

VEDI TABELLA A SEGUIRE
SEE CHART BELOW

13 = LED 12V
14 = LED 24V

• **esempio / example 1: 16.701.101.13**

(commutatore con schema elettrico 16.701 con led rosso 12V e contatti stagnati)
(rocker switch with circuit diagram 16.701 with red led 12V and tin-plated contacts)

• **esempio / example 2: 16.1001.0101.13**

(commutatore con schema elettrico 16.1001 con led rosso 12V contatti stagnati)
(rocker switch with circuit diagram 16.1001 with red led 12V tin-plated contacts)

• **esempio / example 3: 17.701.201.14**

(commutatore con schema elettrico 17.701 con led rosso 24V e contatti dorati)
(rocker switch with circuit diagram 17.701 with red led 24V and gold-plated contacts)

• **esempio / example 4: 17.1001.0201.14**

(commutatore con schema elettrico 17.1001 con led rosso 24V contatti dorati)
(rocker switch with circuit diagram 17.1001 with red led 24V and gold-plated contacts)

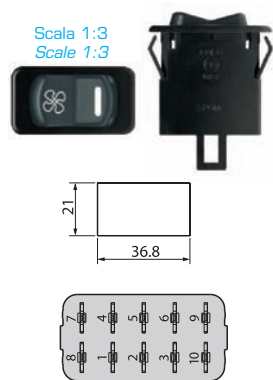
**CONTATTI STAGNATI
TIN-PLATED CONTACTS**

P/N PULSANTE P/N ROCKER SWITCHES		LED (SX) LED (LH)	LED (DX) LED (RH)
**.*.*.*.100	**.*.*.*.*.0100	-	-
**.*.*.*.101	**.*.*.*.*.0101	●	●
**.*.*.*.102	**.*.*.*.*.0102	●	●
**.*.*.*.103	**.*.*.*.*.0103	●	●
**.*.*.*.104	**.*.*.*.*.0104	●	●
**.*.*.*.105	**.*.*.*.*.0105	●	●
**.*.*.*.106	**.*.*.*.*.0106	●	●
**.*.*.*.107	**.*.*.*.*.0107	●	●
**.*.*.*.108	**.*.*.*.*.0108	●	●
**.*.*.*.109	**.*.*.*.*.0109	●	●
**.*.*.*.110	**.*.*.*.*.0110	●	●
**.*.*.*.111	**.*.*.*.*.0111	●	●
**.*.*.*.112	**.*.*.*.*.0112	●	●
**.*.*.*.113	**.*.*.*.*.0113	●	●
**.*.*.*.114	**.*.*.*.*.0114	●	●
**.*.*.*.115	**.*.*.*.*.0115	●	●
**.*.*.*.116	**.*.*.*.*.0116	●	●
**.*.*.*.117	**.*.*.*.*.0117	●	●
**.*.*.*.118	**.*.*.*.*.0118	●	●
**.*.*.*.119	**.*.*.*.*.0119	●	●
**.*.*.*.120	**.*.*.*.*.0120	●	●
**.*.*.*.121	**.*.*.*.*.0121	●	●
**.*.*.*.122	**.*.*.*.*.0122	●	●
**.*.*.*.123	**.*.*.*.*.0123	●	●
**.*.*.*.124	**.*.*.*.*.0124	●	●
**.*.*.*.125	**.*.*.*.*.0125	●	●
**.*.*.*.126	**.*.*.*.*.0126	○	○
**.*.*.*.127	**.*.*.*.*.0127	●	○
**.*.*.*.128	**.*.*.*.*.0128	○	●
**.*.*.*.129	**.*.*.*.*.0129	○	●
**.*.*.*.130	**.*.*.*.*.0130	●	○

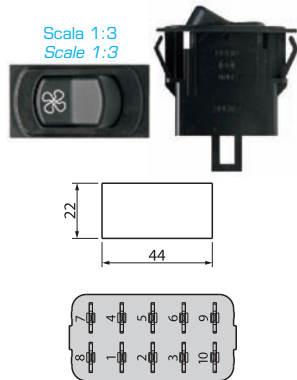
**CONTATTI DORATI
GOLD-PLATED CONTACTS**

P/N PULSANTE P/N ROCKER SWITCHES		LED (SX) LED (LH)	LED (DX) LED (RH)
**.*.*.*.200	**.*.*.*.*.0200	-	-
**.*.*.*.201	**.*.*.*.*.0201	●	●
**.*.*.*.202	**.*.*.*.*.0202	●	●
**.*.*.*.203	**.*.*.*.*.0203	●	●
**.*.*.*.204	**.*.*.*.*.0204	●	●
**.*.*.*.205	**.*.*.*.*.0205	●	●
**.*.*.*.206	**.*.*.*.*.0206	●	●
**.*.*.*.207	**.*.*.*.*.0207	●	●
**.*.*.*.208	**.*.*.*.*.0208	●	●
**.*.*.*.209	**.*.*.*.*.0209	●	●
**.*.*.*.210	**.*.*.*.*.0210	●	●
**.*.*.*.211	**.*.*.*.*.0211	●	●
**.*.*.*.212	**.*.*.*.*.0212	●	●
**.*.*.*.213	**.*.*.*.*.0213	●	●
**.*.*.*.214	**.*.*.*.*.0214	●	●
**.*.*.*.215	**.*.*.*.*.0215	●	●
**.*.*.*.216	**.*.*.*.*.0216	●	●
**.*.*.*.217	**.*.*.*.*.0217	●	●
**.*.*.*.218	**.*.*.*.*.0218	●	●
**.*.*.*.219	**.*.*.*.*.0219	●	●
**.*.*.*.220	**.*.*.*.*.0220	●	●
**.*.*.*.221	**.*.*.*.*.0221	●	●
**.*.*.*.222	**.*.*.*.*.0222	●	●
**.*.*.*.223	**.*.*.*.*.0223	●	●
**.*.*.*.224	**.*.*.*.*.0224	●	●
**.*.*.*.225	**.*.*.*.*.0225	●	●
**.*.*.*.226	**.*.*.*.*.0226	○	○
**.*.*.*.227	**.*.*.*.*.0227	●	○
**.*.*.*.228	**.*.*.*.*.0228	○	●
**.*.*.*.229	**.*.*.*.*.0229	○	●
**.*.*.*.230	**.*.*.*.*.0230	●	○

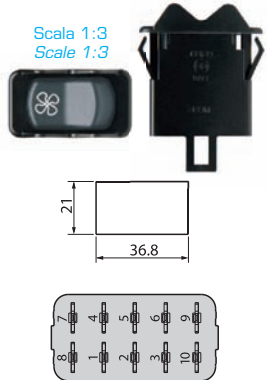
SERIE - SERIES
"700"



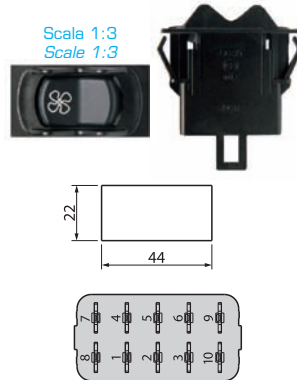
SERIE - SERIES
"900"



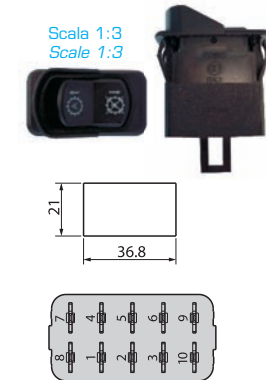
SERIE - SERIES
"1000"



SERIE - SERIES
"1100"

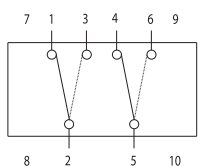


SERIE - SERIES
"1200"



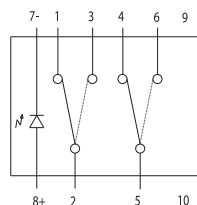
16.700.**
16.900.**
16.1000.**
16.1100.**
16.1200.**

16.701.**
16.901.**
16.1001.**
16.1101.**
16.1201.**



0 POSIZIONE STABILE
0 MAINTAINED POSITION

1 POSIZIONE STABILE
1 MAINTAINED POSITION



0 POSIZIONE STABILE
0 MAINTAINED POSITION

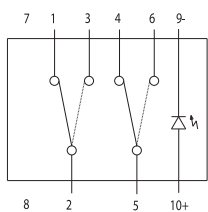
1 POSIZIONE STABILE
1 MAINTAINED POSITION

Schema elettr. rappresentato in posiz.0
Circuit diagram shown in position 0

Schema elettr. rappresentato in posiz.0
Circuit diagram shown in position 0

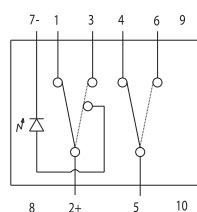
16.702.**
16.902.**
16.1002.**
16.1102.**
16.1202.**

16.703.**
16.903.**
16.1003.**
16.1103.**
16.1203.**



0 POSIZIONE STABILE
0 MAINTAINED POSITION

1 POSIZIONE STABILE
1 MAINTAINED POSITION



0 POSIZIONE STABILE
0 MAINTAINED POSITION

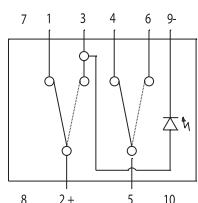
1 POSIZIONE STABILE
1 MAINTAINED POSITION

Schema elettr. rappresentato in posiz.0
Circuit diagram shown in position 0

Schema elettr. rappresentato in posiz.0
Circuit diagram shown in position 0

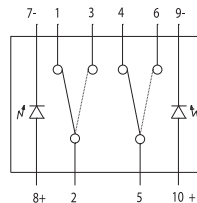
16.704.**
16.904.**
16.1004.**
16.1104.**
16.1204.**

16.705.**
16.905.**
16.1005.**
16.1105.**
16.1205.**



0 POSIZIONE STABILE
0 MAINTAINED POSITION

1 POSIZIONE STABILE
1 MAINTAINED POSITION



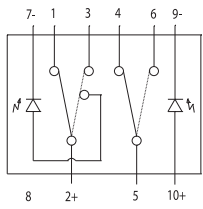
0 POSIZIONE STABILE
0 MAINTAINED POSITION

1 POSIZIONE STABILE
1 MAINTAINED POSITION

Schema elettr. rappresentato in posiz.0
Circuit diagram shown in position 0

Schema elettr. rappresentato in posiz.0
Circuit diagram shown in position 0

16.706.***
16.906.***
16.1006.****
16.1106.***
16.1206.***

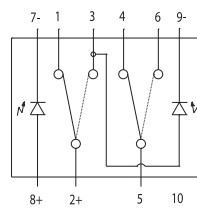


0 POSIZIONE STABILE
 0 MAINTAINED POSITION

1 POSIZIONE STABILE
 1 MAINTAINED POSITION

Schema elettr. rappresentato in posiz.0
 Circuit diagram shown in position 0

16.707.***
16.907.***
16.1007.****
16.1107.***
16.1207.***

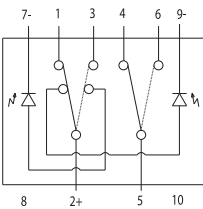


0 POSIZIONE STABILE
 0 MAINTAINED POSITION

1 POSIZIONE STABILE
 1 MAINTAINED POSITION

Schema elettr. rappresentato in posiz.0
 Circuit diagram shown in position 0

16.708.***
16.908.***
16.1008.****
16.1108.***
16.1208.***

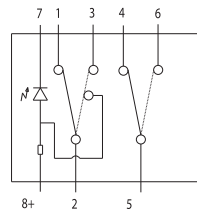


0 POSIZIONE STABILE
 0 MAINTAINED POSITION

1 POSIZIONE STABILE
 1 MAINTAINED POSITION

Schema elettr. rappresentato in posiz.0
 Circuit diagram shown in position 0

16.709.***
16.909.***
16.1009.****
16.1109.***
16.1209.***

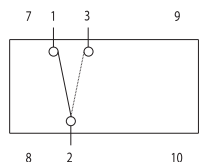


0 POSIZIONE STABILE
 0 MAINTAINED POSITION

1 POSIZIONE STABILE
 1 MAINTAINED POSITION

Schema elettr. rappresentato in posiz.0
 Circuit diagram shown in position 0

16.710.***
16.910.***
16.1010.***
16.1110.***
16.1210.***

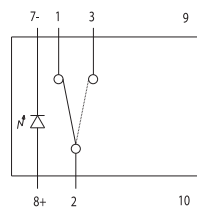


0 POSIZIONE STABILE
 0 MAINTAINED POSITION

1 POSIZIONE STABILE
 1 MAINTAINED POSITION

Schema elettr. rappresentato in posiz.0
 Circuit diagram shown in position 0

16.711.***
16.911.***
16.1011.***
16.1111.***
16.1211.***

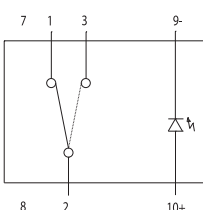


0 POSIZIONE STABILE
 0 MAINTAINED POSITION

1 POSIZIONE STABILE
 1 MAINTAINED POSITION

Schema elettr. rappresentato in posiz.0
 Circuit diagram shown in position 0

16.712.***
16.912.***
16.1012.***
16.1112.***
16.1212.***

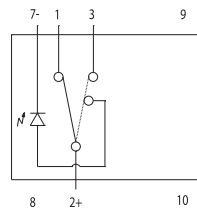


0 POSIZIONE STABILE
 0 MAINTAINED POSITION

1 POSIZIONE STABILE
 1 MAINTAINED POSITION

Schema elettr. rappresentato in posiz.0
 Circuit diagram shown in position 0

16.713.***
16.913.***
16.1013.***
16.1113.***
16.1213.***



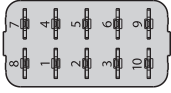
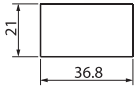
0 POSIZIONE STABILE
 0 MAINTAINED POSITION

1 POSIZIONE STABILE
 1 MAINTAINED POSITION

Schema elettr. rappresentato in posiz.0
 Circuit diagram shown in position 0

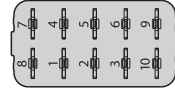
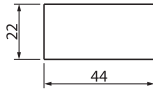
SERIE - SERIES
"700"

Scala 1:3
Scale 1:3



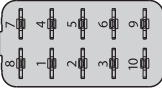
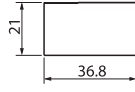
SERIE - SERIES
"900"

Scala 1:3
Scale 1:3



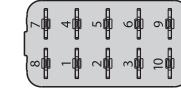
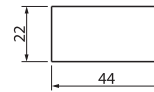
SERIE - SERIES
"1000"

Scala 1:3
Scale 1:3



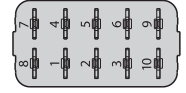
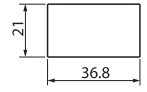
SERIE - SERIES
"1100"

Scala 1:3
Scale 1:3

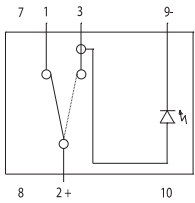


SERIE - SERIES
"1200"

Scala 1:3
Scale 1:3



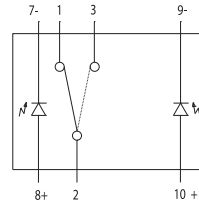
16.714.**
16.914.**
16.1014.***
16.1114.***
16.1214.***



0 POSIZIONE STABILE
0 MAINTAINED POSITION
 1 POSIZIONE STABILE
1 MAINTAINED POSITION

Schema elettr. rappresentato in posiz.0
Circuit diagram shown in position 0

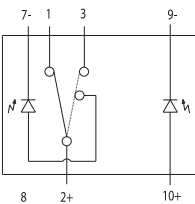
16.715.**
16.915.**
16.1015.***
16.1115.***
16.1215.***



0 POSIZIONE STABILE
0 MAINTAINED POSITION
 1 POSIZIONE STABILE
1 MAINTAINED POSITION

Schema elettr. rappresentato in posiz.0
Circuit diagram shown in position 0

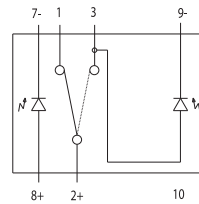
16.716.**
16.916.**
16.1016.***
16.1116.***
16.1216.***



0 POSIZIONE STABILE
0 MAINTAINED POSITION
 1 POSIZIONE STABILE
1 MAINTAINED POSITION

Schema elettr. rappresentato in posiz.0
Circuit diagram shown in position 0

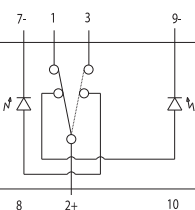
16.717.**
16.917.**
16.1017.***
16.1117.***
16.1217.***



0 POSIZIONE STABILE
0 MAINTAINED POSITION
 1 POSIZIONE STABILE
1 MAINTAINED POSITION

Schema elettr. rappresentato in posiz.0
Circuit diagram shown in position 0

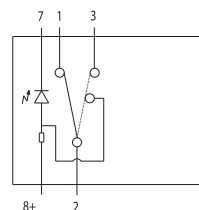
16.718.**
16.918.**
16.1018.***
16.1118.***
16.1218.***



0 POSIZIONE STABILE
0 MAINTAINED POSITION
 1 POSIZIONE STABILE
1 MAINTAINED POSITION

Schema elettr. rappresentato in posiz.0
Circuit diagram shown in position 0

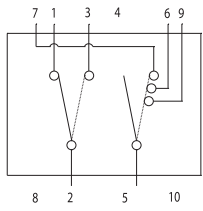
16.719.**
16.919.**
16.1019.***
16.1119.***
16.1219.***



0 POSIZIONE STABILE
0 MAINTAINED POSITION
 1 POSIZIONE STABILE
1 MAINTAINED POSITION

Schema elettr. rappresentato in posiz.0
Circuit diagram shown in position 0

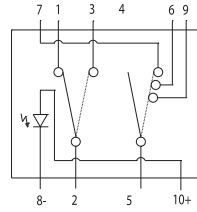
16.720.***
16.920.***
16.1020.****
16.1120.***
16.1220.***



- 0 POSIZIONE STABILE
0 MAINTAINED POSITION
- 1 POSIZIONE STABILE
1 MAINTAINED POSITION

Schema elettr. rappresentato in posiz.0
 Circuit diagram shown in position 0

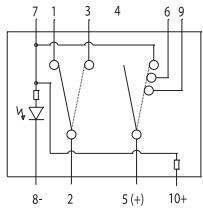
16.721.***
16.921.***
16.1021.****
16.1121.***
16.1221.***



- 0 POSIZIONE STABILE
0 MAINTAINED POSITION
- 1 POSIZIONE STABILE
1 MAINTAINED POSITION

Schema elettr. rappresentato in posiz.0
 Circuit diagram shown in position 0

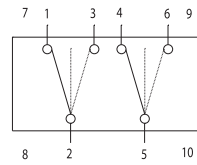
16.722.***
16.922.***
16.1022.****
16.1122.***
16.1222.***



- 0 POSIZIONE STABILE
0 MAINTAINED POSITION
- 1 POSIZIONE STABILE
1 MAINTAINED POSITION

Schema elettr. rappresentato in posiz.0
 Circuit diagram shown in position 0

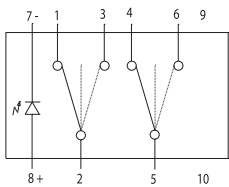
16.725.***
16.925.***
16.1025.****
16.1125.***
16.1225.***



- 1 POSIZIONE STABILE
1 MAINTAINED POSITION
- 0 POSIZIONE STABILE
0 MAINTAINED POSITION
- 2 POSIZIONE STABILE
2 MAINTAINED POSITION

Schema elettr. rappresentato in posiz.1
 Circuit diagram shown in position 1

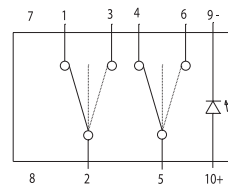
16.726.***
16.926.***
16.1026.****
16.1126.***
16.1226.***



- 1 POSIZIONE STABILE
1 MAINTAINED POSITION
- 0 POSIZIONE STABILE
0 MAINTAINED POSITION
- 2 POSIZIONE STABILE
2 MAINTAINED POSITION

Schema elettr. rappresentato in posiz.1
 Circuit diagram shown in position 1

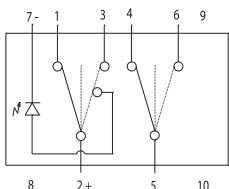
16.727.***
16.927.***
16.1027.****
16.1127.***
16.1227.***



- 1 POSIZIONE STABILE
1 MAINTAINED POSITION
- 0 POSIZIONE STABILE
0 MAINTAINED POSITION
- 2 POSIZIONE STABILE
2 MAINTAINED POSITION

Schema elettr. rappresentato in posiz.1
 Circuit diagram shown in position 1

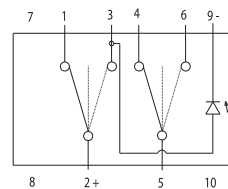
16.728.***
16.928.***
16.1028.****
16.1128.***
16.1228.***



- 1 POSIZIONE STABILE
1 MAINTAINED POSITION
- 0 POSIZIONE STABILE
0 MAINTAINED POSITION
- 2 POSIZIONE STABILE
2 MAINTAINED POSITION

Schema elettr. rappresentato in posiz.1
 Circuit diagram shown in position 1

16.729.***
16.929.***
16.1029.****
16.1129.***
16.1229.***

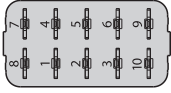
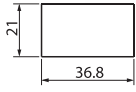


- 1 POSIZIONE STABILE
1 MAINTAINED POSITION
- 0 POSIZIONE STABILE
0 MAINTAINED POSITION
- 2 POSIZIONE STABILE
2 MAINTAINED POSITION

Schema elettr. rappresentato in posiz.1
 Circuit diagram shown in position 1

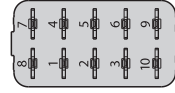
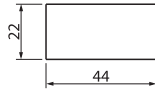
SERIE - SERIES
"700"

Scala 1:3
Scale 1:3



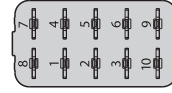
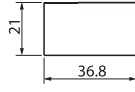
SERIE - SERIES
"900"

Scala 1:3
Scale 1:3



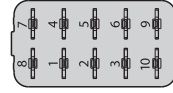
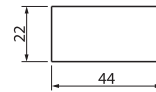
SERIE - SERIES
"1000"

Scala 1:3
Scale 1:3



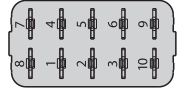
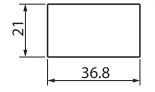
SERIE - SERIES
"1100"

Scala 1:3
Scale 1:3

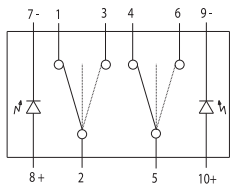


SERIE - SERIES
"1200"

Scala 1:3
Scale 1:3



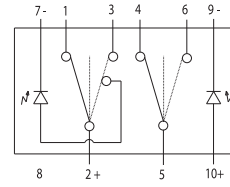
16.730.***
16.930.***
16.1030.****
16.1130.****
16.1230.****



- 1 POSIZIONE STABILE
1 MAINTAINED POSITION
- 0 POSIZIONE STABILE
0 MAINTAINED POSITION
- 2 POSIZIONE STABILE
2 MAINTAINED POSITION

Schema elettr. rappresentato in posiz. 1
Circuit diagram shown in position 1

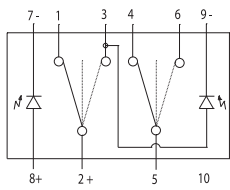
16.731.***
16.931.***
16.1031.****
16.1131.****
16.1231.****



- 1 POSIZIONE STABILE
1 MAINTAINED POSITION
- 0 POSIZIONE STABILE
0 MAINTAINED POSITION
- 2 POSIZIONE STABILE
2 MAINTAINED POSITION

Schema elettr. rappresentato in posiz. 1
Circuit diagram shown in position 1

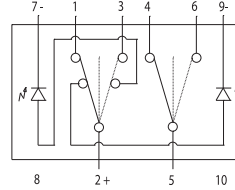
16.732.***
16.932.***
16.1032.****
16.1132.****
16.1232.****



- 1 POSIZIONE STABILE
1 MAINTAINED POSITION
- 0 POSIZIONE STABILE
0 MAINTAINED POSITION
- 2 POSIZIONE STABILE
2 MAINTAINED POSITION

Schema elettr. rappresentato in posiz. 1
Circuit diagram shown in position 1

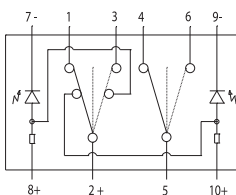
16.733.***
16.933.***
16.1033.****
16.1133.****
16.1233.****



- 1 POSIZIONE STABILE
1 MAINTAINED POSITION
- 0 POSIZIONE STABILE
0 MAINTAINED POSITION
- 2 POSIZIONE STABILE
2 MAINTAINED POSITION

Schema elettr. rappresentato in posiz. 1
Circuit diagram shown in position 1

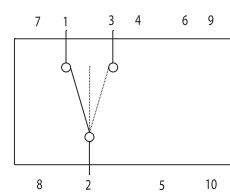
16.734.***
16.934.***
16.1034.****
16.1134.****
16.1234.****



- 1 POSIZIONE STABILE
1 MAINTAINED POSITION
- 0 POSIZIONE STABILE
0 MAINTAINED POSITION
- 2 POSIZIONE STABILE
2 MAINTAINED POSITION

Schema elettr. rappresentato in posiz. 1
Circuit diagram shown in position 1

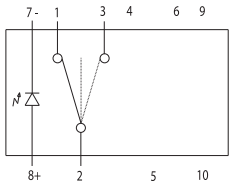
16.735.***
16.935.***
16.1035.****
16.1135.****
16.1235.****



- 1 POSIZIONE STABILE
1 MAINTAINED POSITION
- 0 POSIZIONE STABILE
0 MAINTAINED POSITION
- 2 POSIZIONE STABILE
2 MAINTAINED POSITION

Schema elettr. rappresentato in posiz. 1
Circuit diagram shown in position 1

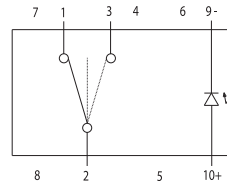
16.736.***
16.936.***
16.1036.****
16.1136.****
16.1236.****



- 1 POSIZIONE STABILE
1 MAINTAINED POSITION
- 0 POSIZIONE STABILE
0 MAINTAINED POSITION
- 2 POSIZIONE STABILE
2 MAINTAINED POSITION

Schema elettr. rappresentato in posiz.1
 Circuit diagram shown in position 1

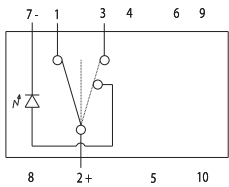
16.737.***
16.937.***
16.1037.****
16.1137.****
16.1237.****



- 1 POSIZIONE STABILE
1 MAINTAINED POSITION
- 0 POSIZIONE STABILE
0 MAINTAINED POSITION
- 2 POSIZIONE STABILE
2 MAINTAINED POSITION

Schema elettr. rappresentato in posiz.1
 Circuit diagram shown in position 1

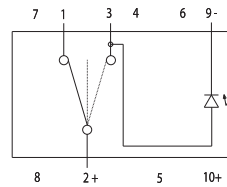
16.738.***
16.938.***
16.1038.****
16.1138.****
16.1238.****



- 1 POSIZIONE STABILE
1 MAINTAINED POSITION
- 0 POSIZIONE STABILE
0 MAINTAINED POSITION
- 2 POSIZIONE STABILE
2 MAINTAINED POSITION

Schema elettr. rappresentato in posiz.1
 Circuit diagram shown in position 1

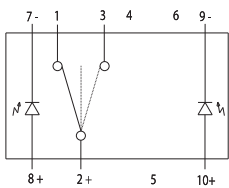
16.739.***
16.939.***
16.1039.****
16.1139.****
16.1239.****



- 1 POSIZIONE STABILE
1 MAINTAINED POSITION
- 0 POSIZIONE STABILE
0 MAINTAINED POSITION
- 2 POSIZIONE STABILE
2 MAINTAINED POSITION

Schema elettr. rappresentato in posiz.1
 Circuit diagram shown in position 1

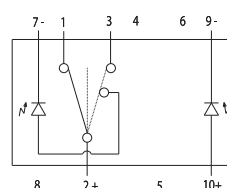
16.740.***
16.940.***
16.1040.****
16.1140.****
16.1240.****



- 1 POSIZIONE STABILE
1 MAINTAINED POSITION
- 0 POSIZIONE STABILE
0 MAINTAINED POSITION
- 2 POSIZIONE STABILE
2 MAINTAINED POSITION

Schema elettr. rappresentato in posiz.1
 Circuit diagram shown in position 1

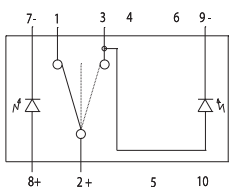
16.741.***
16.941.***
16.1041.****
16.1141.****
16.1241.****



- 1 POSIZIONE STABILE
1 MAINTAINED POSITION
- 0 POSIZIONE STABILE
0 MAINTAINED POSITION
- 2 POSIZIONE STABILE
2 MAINTAINED POSITION

Schema elettr. rappresentato in posiz.1
 Circuit diagram shown in position 1

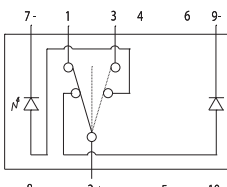
16.742.***
16.942.***
16.1042.****
16.1142.****
16.1242.****



- 1 POSIZIONE STABILE
1 MAINTAINED POSITION
- 0 POSIZIONE STABILE
0 MAINTAINED POSITION
- 2 POSIZIONE STABILE
2 MAINTAINED POSITION

Schema elettr. rappresentato in posiz.1
 Circuit diagram shown in position 1

16.743.***
16.943.***
16.1043.****
16.1143.****
16.1243.****

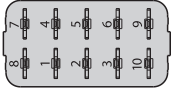
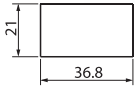


- 1 POSIZIONE STABILE
1 MAINTAINED POSITION
- 0 POSIZIONE STABILE
0 MAINTAINED POSITION
- 2 POSIZIONE STABILE
2 MAINTAINED POSITION

Schema elettr. rappresentato in posiz.1
 Circuit diagram shown in position 1

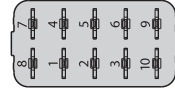
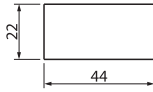
SERIE - SERIES
"700"

Scala 1:3
Scale 1:3



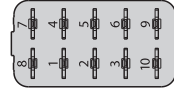
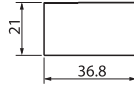
SERIE - SERIES
"900"

Scala 1:3
Scale 1:3



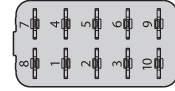
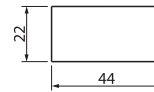
SERIE - SERIES
"1000"

Scala 1:3
Scale 1:3



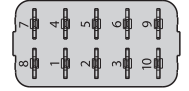
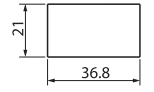
SERIE - SERIES
"1100"

Scala 1:3
Scale 1:3

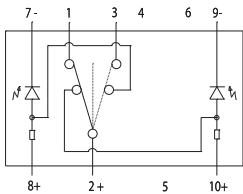


SERIE - SERIES
"1200"

Scala 1:3
Scale 1:3

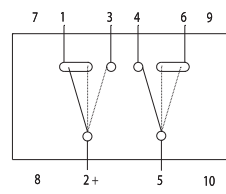


16.744.***
16.944.***
16.1044.****
16.1144.****
16.1244.****



- 1 POSIZIONE STABILE
1 MAINTAINED POSITION
- 0 POSIZIONE STABILE
0 MAINTAINED POSITION
- 2 POSIZIONE STABILE
2 MAINTAINED POSITION

16.745.***
16.945.***
16.1045.****
16.1145.****
16.1245.****

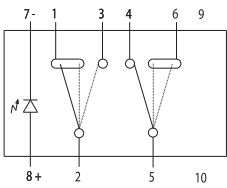


- 1 POSIZIONE STABILE
1 MAINTAINED POSITION
- 0 POSIZIONE STABILE
0 MAINTAINED POSITION
- 2 POSIZIONE STABILE
2 MAINTAINED POSITION

Schema elettr. rappresentato in posiz. 1
Circuit diagram shown in position 1

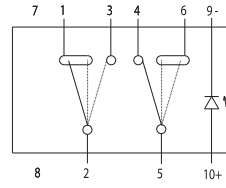
Schema elettr. rappresentato in posiz. 1
Circuit diagram shown in position 1

16.746.***
16.946.***
16.1046.****
16.1146.****
16.1246.****



- 1 POSIZIONE STABILE
1 MAINTAINED POSITION
- 0 POSIZIONE STABILE
0 MAINTAINED POSITION
- 2 POSIZIONE STABILE
2 MAINTAINED POSITION

16.747.***
16.947.***
16.1047.****
16.1147.****
16.1247.****

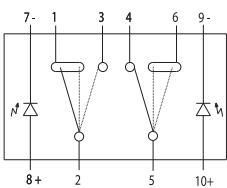


- 1 POSIZIONE STABILE
1 MAINTAINED POSITION
- 0 POSIZIONE STABILE
0 MAINTAINED POSITION
- 2 POSIZIONE STABILE
2 MAINTAINED POSITION

Schema elettr. rappresentato in posiz. 1
Circuit diagram shown in position 1

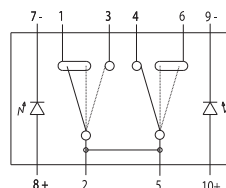
Schema elettr. rappresentato in posiz. 1
Circuit diagram shown in position 1

16.748.***
16.948.***
16.1048.****
16.1148.****
16.1248.****



- 1 POSIZIONE STABILE
1 MAINTAINED POSITION
- 0 POSIZIONE STABILE
0 MAINTAINED POSITION
- 2 POSIZIONE STABILE
2 MAINTAINED POSITION

16.749.***
16.949.***
16.1049.****
16.1149.****
16.1249.****

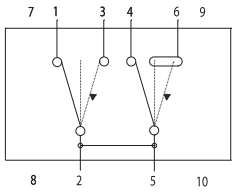


- 1 POSIZIONE STABILE
1 MAINTAINED POSITION
- 0 POSIZIONE STABILE
0 MAINTAINED POSITION
- 2 POSIZIONE STABILE
2 MAINTAINED POSITION

Schema elettr. rappresentato in posiz. 1
Circuit diagram shown in position 1

Schema elettr. rappresentato in posiz. 1
Circuit diagram shown in position 1

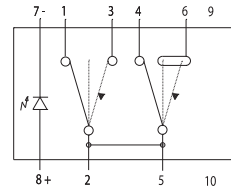
16.750.***
16.950.***
16.1050.****
16.1150.****
16.1250.****



- 1 POSIZIONE STABILE
1 MAINTAINED POSITION
- 0 POSIZIONE STABILE
0 MAINTAINED POSITION
- 2 POSIZIONE INSTABILE
2 MOMENTARY POSITION **MOM**

Schema elettr. rappresentato in posiz.1
 Circuit diagram shown in position 1

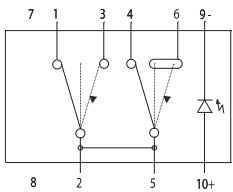
16.751.***
16.951.***
16.1051.****
16.1151.****
16.1251.****



- 1 POSIZIONE STABILE
1 MAINTAINED POSITION
- 0 POSIZIONE STABILE
0 MAINTAINED POSITION
- 2 POSIZIONE INSTABILE
2 MOMENTARY POSITION **MOM**

Schema elettr. rappresentato in posiz.1
 Circuit diagram shown in position 1

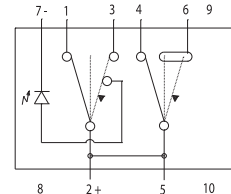
16.752.***
16.952.***
16.1052.****
16.1152.****
16.1252.****



- 1 POSIZIONE STABILE
1 MAINTAINED POSITION
- 0 POSIZIONE STABILE
0 MAINTAINED POSITION
- 2 POSIZIONE INSTABILE
2 MOMENTARY POSITION **MOM**

Schema elettr. rappresentato in posiz.1
 Circuit diagram shown in position 1

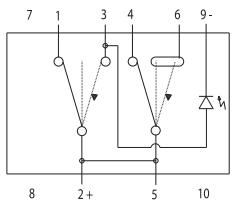
16.753.***
16.953.***
16.1053.****
16.1153.****
16.1253.****



- 1 POSIZIONE STABILE
1 MAINTAINED POSITION
- 0 POSIZIONE STABILE
0 MAINTAINED POSITION
- 2 POSIZIONE INSTABILE
2 MOMENTARY POSITION **MOM**

Schema elettr. rappresentato in posiz.1
 Circuit diagram shown in position 1

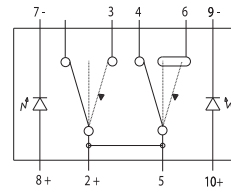
16.754.***
16.954.***
16.1054.****
16.1154.****
16.1254.****



- 1 POSIZIONE STABILE
1 MAINTAINED POSITION
- 0 POSIZIONE STABILE
0 MAINTAINED POSITION
- 2 POSIZIONE INSTABILE
2 MOMENTARY POSITION **MOM**

Schema elettr. rappresentato in posiz.1
 Circuit diagram shown in position 1

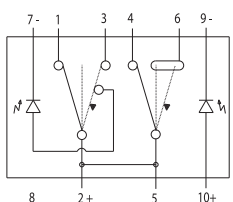
16.755.***
16.955.***
16.1055.****
16.1155.****
16.1255.****



- 1 POSIZIONE STABILE
1 MAINTAINED POSITION
- 0 POSIZIONE STABILE
0 MAINTAINED POSITION
- 2 POSIZIONE INSTABILE
2 MOMENTARY POSITION **MOM**

Schema elettr. rappresentato in posiz.1
 Circuit diagram shown in position 1

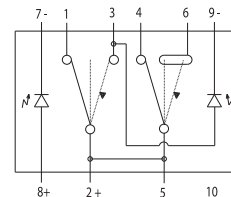
16.756.***
16.956.***
16.1056.****
16.1156.****
16.1256.****



- 1 POSIZIONE STABILE
1 MAINTAINED POSITION
- 0 POSIZIONE STABILE
0 MAINTAINED POSITION
- 2 POSIZIONE INSTABILE
2 MOMENTARY POSITION **MOM**

Schema elettr. rappresentato in posiz.1
 Circuit diagram shown in position 1

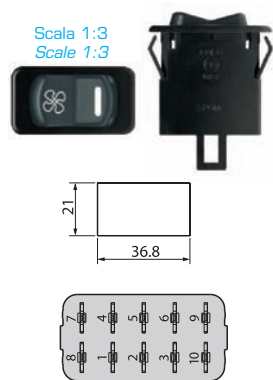
16.757.***
16.957.***
16.1057.****
16.1157.****
16.1257.****



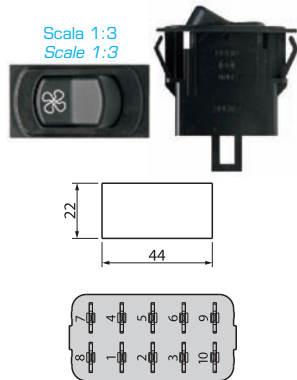
- 1 POSIZIONE STABILE
1 MAINTAINED POSITION
- 0 POSIZIONE STABILE
0 MAINTAINED POSITION
- 2 POSIZIONE INSTABILE
2 MOMENTARY POSITION **MOM**

Schema elettr. rappresentato in posiz.1
 Circuit diagram shown in position 1

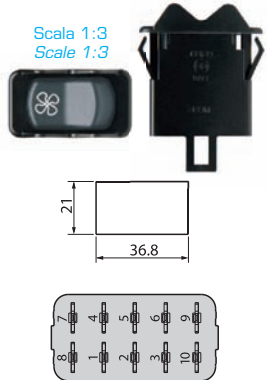
SERIE - SERIES
"700"



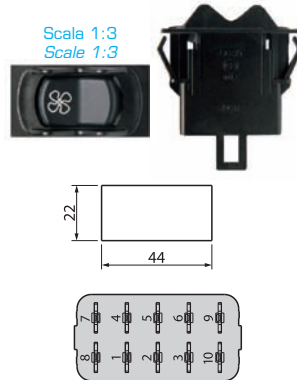
SERIE - SERIES
"900"



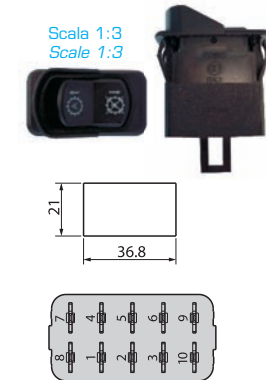
SERIE - SERIES
"1000"



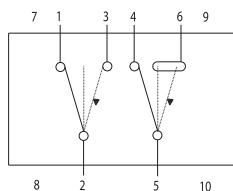
SERIE - SERIES
"1100"



SERIE - SERIES
"1200"

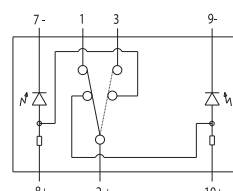


16.770.**
16.970.**
16.1070.***
16.1170.***
16.1270.***



- 1 POSIZIONE STABILE
1 MAINTAINED POSITION
- 0 POSIZIONE STABILE
0 MAINTAINED POSITION
- 2 POSIZIONE INSTABILE
2 MOMENTARY POSITION **MOM**

16.771.**
16.971.**
16.1071.***
16.1171.***
16.1271.***

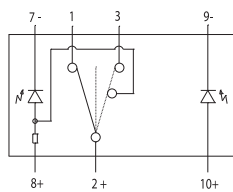


- 0 POSIZIONE STABILE
0 MAINTAINED POSITION
- 1 POSIZIONE STABILE
1 MAINTAINED POSITION

Schema elettr. rappresentato in posiz. 1
Circuit diagram shown in position 1

Schema elettr. rappresentato in posiz. 0
Circuit diagram shown in position 0

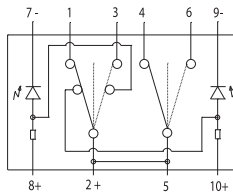
16.772.**
16.972.**
16.1072.***
16.1172.***
16.1272.***



- 1 POSIZIONE STABILE
1 MAINTAINED POSITION
- 0 POSIZIONE STABILE
0 MAINTAINED POSITION
- 2 POSIZIONE STABILE
2 MAINTAINED POSITION

Schema elettr. rappresentato in posiz. 1
Circuit diagram shown in position 1

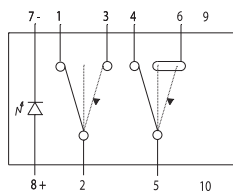
16.773.**
16.973.**
16.1073.***
16.1173.***
16.1273.***



- 1 POSIZIONE STABILE
1 MAINTAINED POSITION
- 0 POSIZIONE STABILE
0 MAINTAINED POSITION
- 2 POSIZIONE STABILE
2 MAINTAINED POSITION

Schema elettr. rappresentato in posiz. 1
Circuit diagram shown in position 1

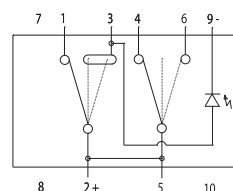
16.774.**
16.974.**
16.1074.***
16.1174.***
16.1274.***



- 1 POSIZIONE STABILE
1 MAINTAINED POSITION
- 0 POSIZIONE STABILE
0 MAINTAINED POSITION
- 2 POSIZIONE INSTABILE
2 MOMENTARY POSITION **MOM**

Schema elettr. rappresentato in posiz. 1
Circuit diagram shown in position 1

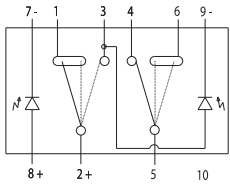
16.775.**
16.975.**
16.1075.***
16.1175.***
16.1275.***



- 1 POSIZIONE STABILE
1 MAINTAINED POSITION
- 0 POSIZIONE STABILE
0 MAINTAINED POSITION
- 2 POSIZIONE STABILE
2 MAINTAINED POSITION

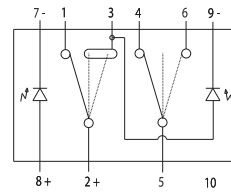
Schema elettr. rappresentato in posiz. 1
Circuit diagram shown in position 1

16.776.***
16.976.***
16.1076.****
16.1176.****
16.1276.****



- 1 POSIZIONE STABILE
1 MAINTAINED POSITION
- 0 POSIZIONE STABILE
0 MAINTAINED POSITION
- 2 POSIZIONE STABILE
2 MAINTAINED POSITION

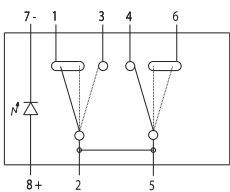
Schema elettr. rappresentato in posiz.1
 Circuit diagram shown in position 1



- 1 POSIZIONE STABILE
1 MAINTAINED POSITION
- 0 POSIZIONE STABILE
0 MAINTAINED POSITION
- 2 POSIZIONE STABILE
2 MAINTAINED POSITION

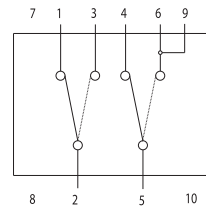
Schema elettr. rappresentato in posiz.1
 Circuit diagram shown in position 1

16.778.***
16.978.***
16.1078.****
16.1178.****
16.1278.****



- 1 POSIZIONE STABILE
1 MAINTAINED POSITION
- 0 POSIZIONE STABILE
0 MAINTAINED POSITION
- 2 POSIZIONE STABILE
2 MAINTAINED POSITION

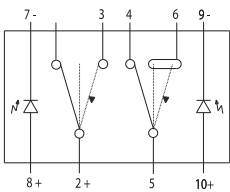
Schema elettr. rappresentato in posiz.1
 Circuit diagram shown in position 1



- 0 POSIZIONE STABILE
0 MAINTAINED POSITION
- 1 POSIZIONE STABILE
1 MAINTAINED POSITION

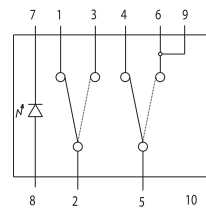
Schema elettr. rappresentato in posiz.0
 Circuit diagram shown in position 0

16.780.***
16.980.***
16.1080.****
16.1180.****
16.1280.****



- 1 POSIZIONE STABILE
1 MAINTAINED POSITION
- 0 POSIZIONE STABILE
0 MAINTAINED POSITION
- 2 POSIZIONE INSTABILE
2 MOMENTARY POSITION **MOM**

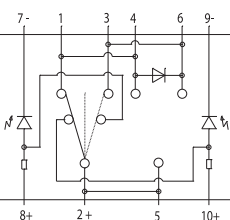
Schema elettr. rappresentato in posiz.1
 Circuit diagram shown in position 1



- 0 POSIZIONE STABILE
0 MAINTAINED POSITION
- 1 POSIZIONE STABILE
1 MAINTAINED POSITION

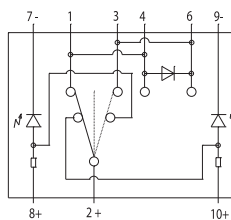
Schema elettr. rappresentato in posiz.0
 Circuit diagram shown in position 0

16.782.***
16.982.***
16.1082.****
16.1182.****
16.1282.****



- 1 POSIZIONE STABILE
1 MAINTAINED POSITION
- 0 POSIZIONE STABILE
0 MAINTAINED POSITION
- 2 POSIZIONE STABILE
2 MAINTAINED POSITION

Schema elettr. rappresentato in posiz.1
 Circuit diagram shown in position 1

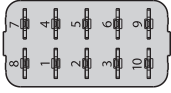
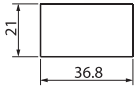


- 1 POSIZIONE STABILE
1 MAINTAINED POSITION
- 0 POSIZIONE STABILE
0 MAINTAINED POSITION
- 2 POSIZIONE STABILE
2 MAINTAINED POSITION

Schema elettr. rappresentato in posiz.1
 Circuit diagram shown in position 1

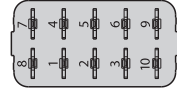
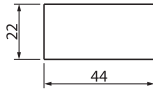
SERIE - SERIES
"700"

Scala 1:3
Scale 1:3



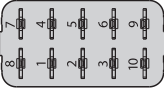
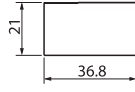
SERIE - SERIES
"900"

Scala 1:3
Scale 1:3



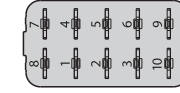
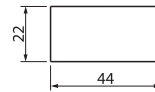
SERIE - SERIES
"1000"

Scala 1:3
Scale 1:3



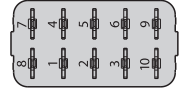
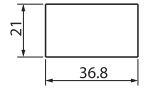
SERIE - SERIES
"1100"

Scala 1:3
Scale 1:3

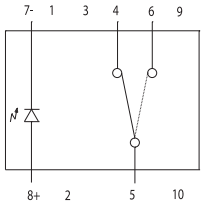


SERIE - SERIES
"1200"

Scala 1:3
Scale 1:3



16.784.***
16.984.***
16.1084.****
16.1184.****
16.1284.****

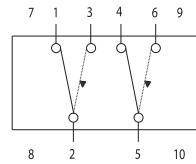


0 POSIZIONE STABILE
0 MAINTAINED POSITION

1 POSIZIONE STABILE
1 MAINTAINED POSITION

Schema elettr. rappresentato in posiz.0
Circuit diagram shown in position 0

17.700.***
17.900.***
17.1000.****
17.1100.****
17.1200.****

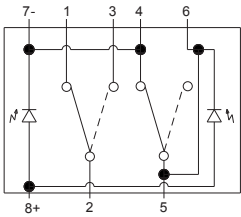


0 POSIZIONE STABILE
0 MAINTAINED POSITION

1 POSIZIONE INSTABILE
1 MOMENTARY POSITION **MOM**

Schema elettr. rappresentato in posiz.0
Circuit diagram shown in position 0

16.785.***
16.985.***
16.1085.****
16.1185.****
16.1285.****

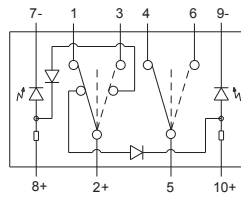


0 POSIZIONE STABILE
0 MAINTAINED POSITION

1 POSIZIONE INSTABILE
1 MOMENTARY POSITION

Schema elettr. rappresentato in posiz.0
Circuit diagram shown in position 0

16.786.***
16.986.***
16.1086.****
16.1186.****
16.1286.****



1 POSIZIONE STABILE
1 MAINTAINED POSITION

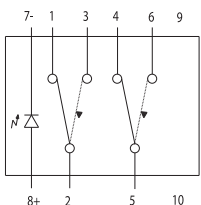
0 POSIZIONE STABILE
0 MAINTAINED POSITION

2 POSIZIONE STABILE
2 MAINTAINED POSITION

Solo per 12 V / Only for 12V

Schema elettr. rappresentato in posiz.1
Circuit diagram shown in position 1

17.701.***
17.901.***
17.1001.****
17.1101.****
17.1201.****

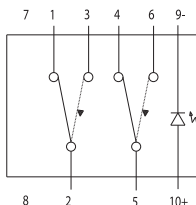


0 POSIZIONE STABILE
0 MAINTAINED POSITION

1 POSIZIONE INSTABILE
1 MOMENTARY POSITION **MOM**

Schema elettr. rappresentato in posiz.0
Circuit diagram shown in position 0

17.702.***
17.902.***
17.1002.****
17.1102.****
17.1202.****

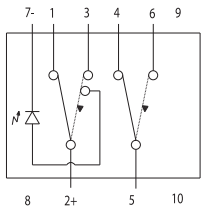


0 POSIZIONE STABILE
0 MAINTAINED POSITION

1 POSIZIONE INSTABILE
1 MOMENTARY POSITION **MOM**

Schema elettr. rappresentato in posiz.0
Circuit diagram shown in position 0

17.703.***
 17.903.***
 17.1003.***
 17.1103.***
 17.1203.***

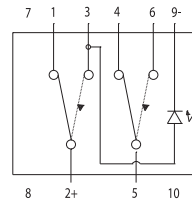


0 POSIZIONE STABILE
 0 MAINTAINED POSITION

1 POSIZIONE INSTABILE
 1 MOMENTARY POSITION **MOM**

Schema elettr. rappresentato in posiz.0
 Circuit diagram shown in position 0

17.704.***
 17.904.***
 17.1004.***
 17.1104.***
 17.1204.***

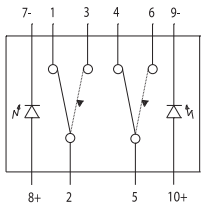


0 POSIZIONE STABILE
 0 MAINTAINED POSITION

1 POSIZIONE INSTABILE
 1 MOMENTARY POSITION **MOM**

Schema elettr. rappresentato in posiz.0
 Circuit diagram shown in position 0

17.705.***
 17.905.***
 17.1005.***
 17.1105.***
 17.1205.***

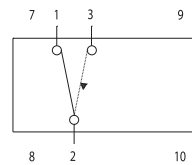


0 POSIZIONE STABILE
 0 MAINTAINED POSITION

1 POSIZIONE INSTABILE
 1 MOMENTARY POSITION **MOM**

Schema elettr. rappresentato in posiz.0
 Circuit diagram shown in position 0

17.710.***
 17.910.***
 17.1010.***
 17.1110.***
 17.1210.***

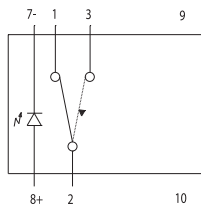


0 POSIZIONE STABILE
 0 MAINTAINED POSITION

1 POSIZIONE INSTABILE
 1 MOMENTARY POSITION **MOM**

Schema elettr. rappresentato in posiz.0
 Circuit diagram shown in position 0

17.711.***
 17.911.***
 17.1011.***
 17.1111.***
 17.1211.***

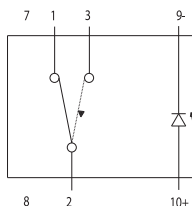


0 POSIZIONE STABILE
 0 MAINTAINED POSITION

1 POSIZIONE INSTABILE
 1 MOMENTARY POSITION **MOM**

Schema elettr. rappresentato in posiz.0
 Circuit diagram shown in position 0

17.712.***
 17.912.***
 17.1012.***
 17.1112.***
 17.1212.***

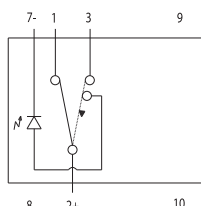


0 POSIZIONE STABILE
 0 MAINTAINED POSITION

1 POSIZIONE INSTABILE
 1 MOMENTARY POSITION **MOM**

Schema elettr. rappresentato in posiz.0
 Circuit diagram shown in position 0

17.713.***
 17.913.***
 17.1013.***
 17.1113.***
 17.1213.***

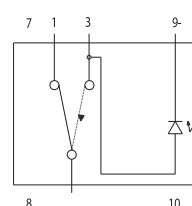


0 POSIZIONE STABILE
 0 MAINTAINED POSITION

1 POSIZIONE INSTABILE
 1 MOMENTARY POSITION **MOM**

Schema elettr. rappresentato in posiz.0
 Circuit diagram shown in position 0

17.714.***
 17.914.***
 17.1014.***
 17.1114.***
 17.1214.***



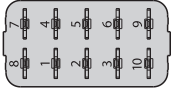
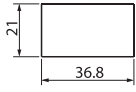
0 POSIZIONE STABILE
 0 MAINTAINED POSITION

1 POSIZIONE INSTABILE
 1 MOMENTARY POSITION **MOM**

Schema elettr. rappresentato in posiz.0
 Circuit diagram shown in position 0

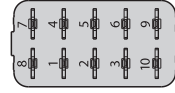
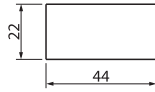
SERIE - SERIES
"700"

Scala 1:3
Scale 1:3



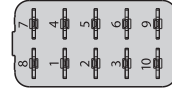
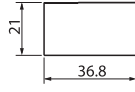
SERIE - SERIES
"900"

Scala 1:3
Scale 1:3



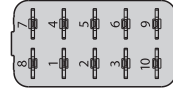
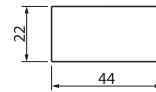
SERIE - SERIES
"1000"

Scala 1:3
Scale 1:3



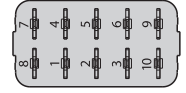
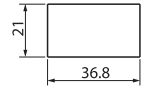
SERIE - SERIES
"1100"

Scala 1:3
Scale 1:3

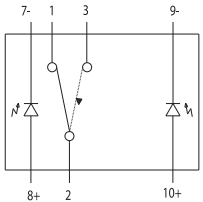


SERIE - SERIES
"1200"

Scala 1:3
Scale 1:3



17.715.***
17.915.***
17.1015.****
17.1115.****
17.1215.****

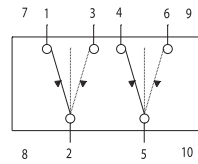


0 POSIZIONE STABILE
0 MAINTAINED POSITION

1 POSIZIONE INSTABILE
1 MOMENTARY POSITION **MOM**

Schema elettr. rappresentato in posiz.0
Circuit diagram shown in position 0

17.720.***
17.920.***
17.1020.****
17.1120.****
17.1220.****



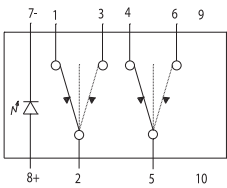
1 POSIZIONE INSTABILE
1 MOMENTARY POSITION **MOM**

0 POSIZIONE STABILE
0 MAINTAINED POSITION

2 POSIZIONE INSTABILE
2 MOMENTARY POSITION **MOM**

Schema elettr. rappresentato in posiz.1
Circuit diagram shown in position 1

17.721.***
17.921.***
17.1021.****
17.1121.****
17.1221.****



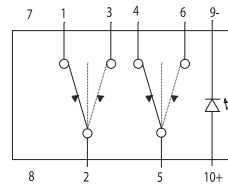
1 POSIZIONE INSTABILE
1 MOMENTARY POSITION **MOM**

0 POSIZIONE STABILE
0 MAINTAINED POSITION

2 POSIZIONE INSTABILE
2 MOMENTARY POSITION **MOM**

Schema elettr. rappresentato in posiz.1
Circuit diagram shown in position 1

17.722.***
17.922.***
17.1022.****
17.1122.****
17.1222.****



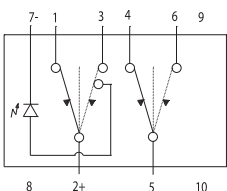
1 POSIZIONE INSTABILE
1 MOMENTARY POSITION **MOM**

0 POSIZIONE STABILE
0 MAINTAINED POSITION

2 POSIZIONE INSTABILE
2 MOMENTARY POSITION **MOM**

Schema elettr. rappresentato in posiz.1
Circuit diagram shown in position 1

17.723.***
17.923.***
17.1023.****
17.1123.****
17.1223.****



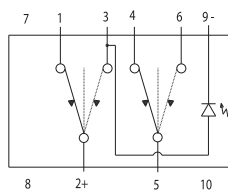
1 POSIZIONE INSTABILE
1 MOMENTARY POSITION **MOM**

0 POSIZIONE STABILE
0 MAINTAINED POSITION

2 POSIZIONE INSTABILE
2 MOMENTARY POSITION **MOM**

Schema elettr. rappresentato in posiz.1
Circuit diagram shown in position 1

17.724.***
17.924.***
17.1024.****
17.1124.****
17.1224.****



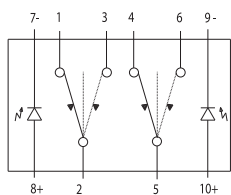
1 POSIZIONE INSTABILE
1 MOMENTARY POSITION **MOM**

0 POSIZIONE STABILE
0 MAINTAINED POSITION

2 POSIZIONE INSTABILE
2 MOMENTARY POSITION **MOM**

Schema elettr. rappresentato in posiz.1
Circuit diagram shown in position 1

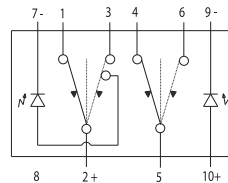
17.725.***
 17.925.***
 17.1025.****
 17.1125.****
 17.1225.****



- 1 POSIZIONE INSTABILE
1 MOMENTARY POSITION **MOM**
- 0 POSIZIONE STABILE
0 MAINTAINED POSITION
- 2 POSIZIONE INSTABILE
2 MOMENTARY POSITION **MOM**

Schema elettr. rappresentato in posiz.1
 Circuit diagram shown in position 1

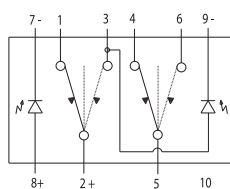
17.726.***
 17.926.***
 17.1026.****
 17.1126.****
 17.1226.****



- 1 POSIZIONE INSTABILE
1 MOMENTARY POSITION **MOM**
- 0 POSIZIONE STABILE
0 MAINTAINED POSITION
- 2 POSIZIONE INSTABILE
2 MOMENTARY POSITION **MOM**

Schema elettr. rappresentato in posiz.1
 Circuit diagram shown in position 1

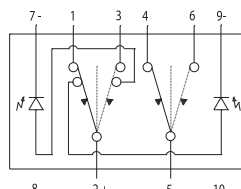
17.727.***
 17.927.***
 17.1027.****
 17.1127.****
 17.1227.****



- 1 POSIZIONE INSTABILE
1 MOMENTARY POSITION **MOM**
- 0 POSIZIONE STABILE
0 MAINTAINED POSITION
- 2 POSIZIONE INSTABILE
2 MOMENTARY POSITION **MOM**

Schema elettr. rappresentato in posiz.1
 Circuit diagram shown in position 1

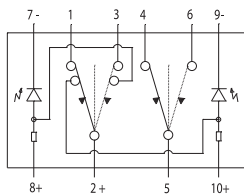
17.728.***
 17.928.***
 17.1028.****
 17.1128.****
 17.1228.****



- 1 POSIZIONE INSTABILE
1 MOMENTARY POSITION **MOM**
- 0 POSIZIONE STABILE
0 MAINTAINED POSITION
- 2 POSIZIONE INSTABILE
2 MOMENTARY POSITION **MOM**

Schema elettr. rappresentato in posiz.1
 Circuit diagram shown in position 1

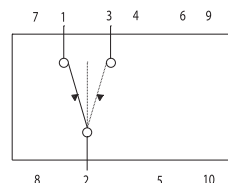
17.729.***
 17.929.***
 17.1029.****
 17.1129.****
 17.1229.****



- 1 POSIZIONE INSTABILE
1 MOMENTARY POSITION **MOM**
- 0 POSIZIONE STABILE
0 MAINTAINED POSITION
- 2 POSIZIONE INSTABILE
2 MOMENTARY POSITION **MOM**

Schema elettr. rappresentato in posiz.1
 Circuit diagram shown in position 1

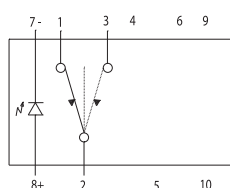
17.730.***
 17.930.***
 17.1030.****
 17.1130.****
 17.1230.****



- 1 POSIZIONE INSTABILE
1 MOMENTARY POSITION **MOM**
- 0 POSIZIONE STABILE
0 MAINTAINED POSITION
- 2 POSIZIONE INSTABILE
2 MOMENTARY POSITION **MOM**

Schema elettr. rappresentato in posiz.1
 Circuit diagram shown in position 1

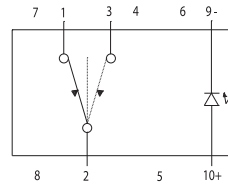
17.731.***
 17.931.***
 17.1031.****
 17.1131.****
 17.1231.****



- 1 POSIZIONE INSTABILE
1 MOMENTARY POSITION **MOM**
- 0 POSIZIONE STABILE
0 MAINTAINED POSITION
- 2 POSIZIONE INSTABILE
2 MOMENTARY POSITION **MOM**

Schema elettr. rappresentato in posiz.1
 Circuit diagram shown in position 1

17.732.***
 17.932.***
 17.1032.****
 17.1132.****
 17.1232.****

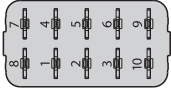
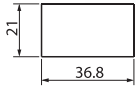


- 1 POSIZIONE INSTABILE
1 MOMENTARY POSITION **MOM**
- 0 POSIZIONE STABILE
0 MAINTAINED POSITION
- 2 POSIZIONE INSTABILE
2 MOMENTARY POSITION **MOM**

Schema elettr. rappresentato in posiz.1
 Circuit diagram shown in position 1

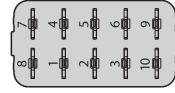
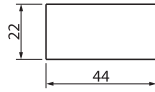
SERIE - SERIES
"700"

Scala 1:3
Scale 1:3



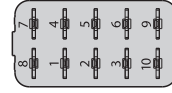
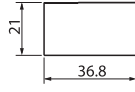
SERIE - SERIES
"900"

Scala 1:3
Scale 1:3



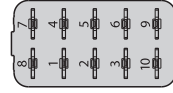
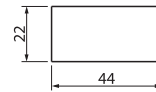
SERIE - SERIES
"1000"

Scala 1:3
Scale 1:3



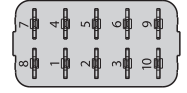
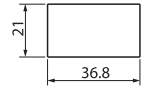
SERIE - SERIES
"1100"

Scala 1:3
Scale 1:3

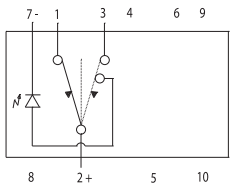


SERIE - SERIES
"1200"

Scala 1:3
Scale 1:3

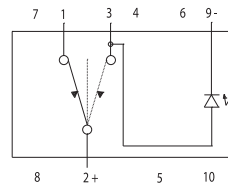


17.733.***
17.933.***
17.1033.****
17.1133.****
17.1233.****



- 1 POSIZIONE INSTABILE
1 MOMENTARY POSITION **MOM**
- 0 POSIZIONE STABILE
0 MAINTAINED POSITION
- 2 POSIZIONE INSTABILE
2 MOMENTARY POSITION **MOM**

17.734.***
17.934.***
17.1034.****
17.1134.****
17.1234.****

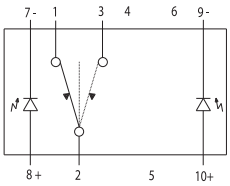


- 1 POSIZIONE INSTABILE
1 MOMENTARY POSITION **MOM**
- 0 POSIZIONE STABILE
0 MAINTAINED POSITION
- 2 POSIZIONE INSTABILE
2 MOMENTARY POSITION **MOM**

Schema elettr. rappresentato in posiz. 1
Circuit diagram shown in position 1

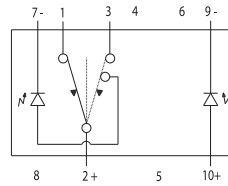
Schema elettr. rappresentato in posiz. 1
Circuit diagram shown in position 1

17.735.***
17.935.***
17.1035.****
17.1135.****
17.1235.****



- 1 POSIZIONE INSTABILE
1 MOMENTARY POSITION **MOM**
- 0 POSIZIONE STABILE
0 MAINTAINED POSITION
- 2 POSIZIONE INSTABILE
2 MOMENTARY POSITION **MOM**

17.736.***
17.936.***
17.1036.****
17.1136.****
17.1236.****

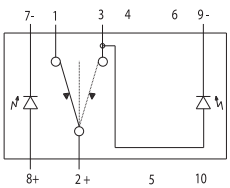


- 1 POSIZIONE INSTABILE
1 MOMENTARY POSITION **MOM**
- 0 POSIZIONE STABILE
0 MAINTAINED POSITION
- 2 POSIZIONE INSTABILE
2 MOMENTARY POSITION **MOM**

Schema elettr. rappresentato in posiz. 1
Circuit diagram shown in position 1

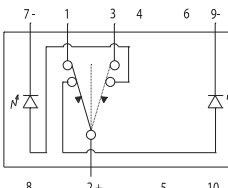
Schema elettr. rappresentato in posiz. 1
Circuit diagram shown in position 1

17.737.***
17.937.***
17.1037.****
17.1137.****
17.1237.****



- 1 POSIZIONE INSTABILE
1 MOMENTARY POSITION **MOM**
- 0 POSIZIONE STABILE
0 MAINTAINED POSITION
- 2 POSIZIONE INSTABILE
2 MOMENTARY POSITION **MOM**

17.738.***
17.938.***
17.1038.****
17.1138.****
17.1238.****

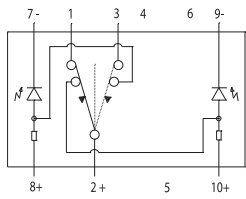


- 1 POSIZIONE INSTABILE
1 MOMENTARY POSITION **MOM**
- 0 POSIZIONE STABILE
0 MAINTAINED POSITION
- 2 POSIZIONE INSTABILE
2 MOMENTARY POSITION **MOM**

Schema elettr. rappresentato in posiz. 1
Circuit diagram shown in position 1

Schema elettr. rappresentato in posiz. 1
Circuit diagram shown in position 1

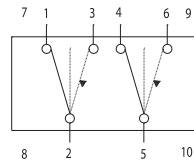
17.739.***
 17.939.***
 17.1039.****
 17.1139.****
 17.1239.****



- 1 POSIZIONE INSTABILE
1 MOMENTARY POSITION **MOM**
- 0 POSIZIONE STABILE
0 MAINTAINED POSITION
- 2 POSIZIONE INSTABILE
2 MOMENTARY POSITION **MOM**

Schema elettr. rappresentato in posiz.1
 Circuit diagram shown in position 1

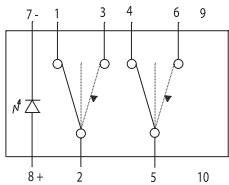
17.740.***
 17.940.***
 17.1040.****
 17.1140.****
 17.1240.****



- 1 POSIZIONE STABILE
1 MAINTAINED POSITION
- 0 POSIZIONE STABILE
0 MAINTAINED POSITION
- 2 POSIZIONE INSTABILE
2 MOMENTARY POSITION **MOM**

Schema elettr. rappresentato in posiz.1
 Circuit diagram shown in position 1

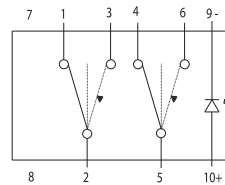
17.741.***
 17.941.***
 17.1041.****
 17.1141.****
 17.1241.****



- 1 POSIZIONE STABILE
1 MAINTAINED POSITION
- 0 POSIZIONE STABILE
0 MAINTAINED POSITION
- 2 POSIZIONE INSTABILE
2 MOMENTARY POSITION **MOM**

Schema elettr. rappresentato in posiz.1
 Circuit diagram shown in position 1

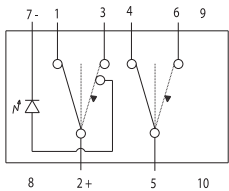
17.742.***
 17.942.***
 17.1042.****
 17.1142.****
 17.1242.****



- 1 POSIZIONE STABILE
1 MAINTAINED POSITION
- 0 POSIZIONE STABILE
0 MAINTAINED POSITION
- 2 POSIZIONE INSTABILE
2 MOMENTARY POSITION **MOM**

Schema elettr. rappresentato in posiz.1
 Circuit diagram shown in position 1

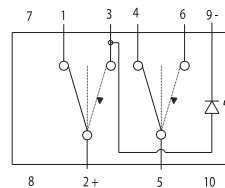
17.743.***
 17.943.***
 17.1043.****
 17.1143.****
 17.1243.****



- 1 POSIZIONE STABILE
1 MAINTAINED POSITION
- 0 POSIZIONE STABILE
0 MAINTAINED POSITION
- 2 POSIZIONE INSTABILE
2 MOMENTARY POSITION **MOM**

Schema elettr. rappresentato in posiz.1
 Circuit diagram shown in position 1

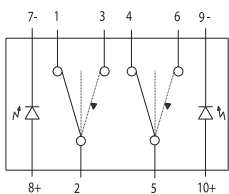
17.744.***
 17.944.***
 17.1044.****
 17.1144.****
 17.1244.****



- 1 POSIZIONE STABILE
1 MAINTAINED POSITION
- 0 POSIZIONE STABILE
0 MAINTAINED POSITION
- 2 POSIZIONE INSTABILE
2 MOMENTARY POSITION **MOM**

Schema elettr. rappresentato in posiz.1
 Circuit diagram shown in position 1

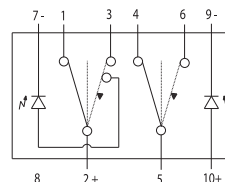
17.745.***
 17.945.***
 17.1045.****
 17.1145.****
 17.1245.****



- 1 POSIZIONE STABILE
1 MAINTAINED POSITION
- 0 POSIZIONE STABILE
0 MAINTAINED POSITION
- 2 POSIZIONE INSTABILE
2 MOMENTARY POSITION **MOM**

Schema elettr. rappresentato in posiz.1
 Circuit diagram shown in position 1

17.746.***
 17.946.***
 17.1046.****
 17.1146.****
 17.1246.****

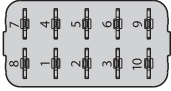
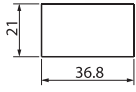


- 1 POSIZIONE STABILE
1 MAINTAINED POSITION
- 0 POSIZIONE STABILE
0 MAINTAINED POSITION
- 2 POSIZIONE INSTABILE
2 MOMENTARY POSITION **MOM**

Schema elettr. rappresentato in posiz.1
 Circuit diagram shown in position 1

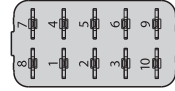
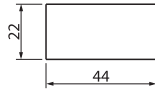
SERIE - SERIES
"700"

Scala 1:3
Scale 1:3



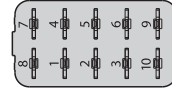
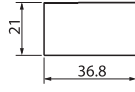
SERIE - SERIES
"900"

Scala 1:3
Scale 1:3



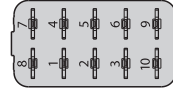
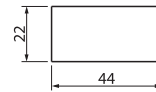
SERIE - SERIES
"1000"

Scala 1:3
Scale 1:3



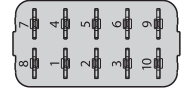
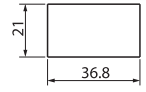
SERIE - SERIES
"1100"

Scala 1:3
Scale 1:3

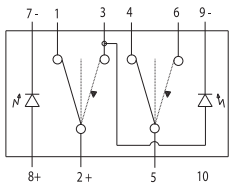


SERIE - SERIES
"1200"

Scala 1:3
Scale 1:3



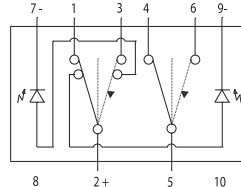
17.747.***
17.947.***
17.1047.****
17.1147.****
17.1247.****



- 1 POSIZIONE STABILE
1 MAINTAINED POSITION
- 0 POSIZIONE STABILE
0 MAINTAINED POSITION
- 2 POSIZIONE INSTABILE
2 MOMENTARY POSITION **MOM**

Schema elettr. rappresentato in posiz. 1
Circuit diagram shown in position 1

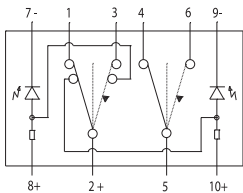
17.748.***
17.948.***
17.1048.****
17.1148.****
17.1248.****



- 1 POSIZIONE STABILE
1 MAINTAINED POSITION
- 0 POSIZIONE STABILE
0 MAINTAINED POSITION
- 2 POSIZIONE INSTABILE
2 MOMENTARY POSITION **MOM**

Schema elettr. rappresentato in posiz. 1
Circuit diagram shown in position 1

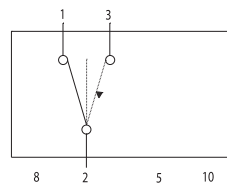
17.749.***
17.949.***
17.1049.****
17.1149.****
17.1249.****



- 1 POSIZIONE STABILE
1 MAINTAINED POSITION
- 0 POSIZIONE STABILE
0 MAINTAINED POSITION
- 2 POSIZIONE INSTABILE
2 MOMENTARY POSITION **MOM**

Schema elettr. rappresentato in posiz. 1
Circuit diagram shown in position 1

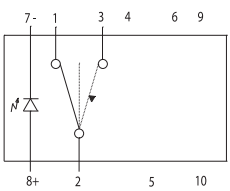
17.750.***
17.950.***
17.1050.****
17.1150.****
17.1250.****



- 1 POSIZIONE STABILE
1 MAINTAINED POSITION
- 0 POSIZIONE STABILE
0 MAINTAINED POSITION
- 2 POSIZIONE INSTABILE
2 MOMENTARY POSITION **MOM**

Schema elettr. rappresentato in posiz. 1
Circuit diagram shown in position 1

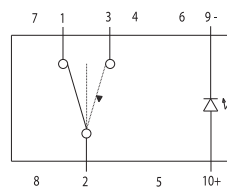
17.751.***
17.951.***
17.1051.****
17.1151.****
17.1251.****



- 1 POSIZIONE STABILE
1 MAINTAINED POSITION
- 0 POSIZIONE STABILE
0 MAINTAINED POSITION
- 2 POSIZIONE INSTABILE
2 MOMENTARY POSITION **MOM**

Schema elettr. rappresentato in posiz. 1
Circuit diagram shown in position 1

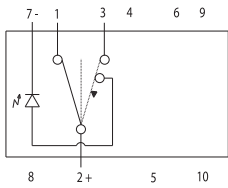
17.752.***
17.952.***
17.1052.****
17.1152.****
17.1252.****



- 1 POSIZIONE STABILE
1 MAINTAINED POSITION
- 0 POSIZIONE STABILE
0 MAINTAINED POSITION
- 2 POSIZIONE INSTABILE
2 MOMENTARY POSITION **MOM**

Schema elettr. rappresentato in posiz. 1
Circuit diagram shown in position 1

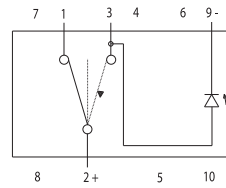
17.753.***
17.953.***
17.1053.****
17.1153.****
17.1253.****



- 1 POSIZIONE STABILE
1 MAINTAINED POSITION
- 0 POSIZIONE STABILE
0 MAINTAINED POSITION
- 2 POSIZIONE INSTABILE
2 MOMENTARY POSITION **MOM**

Schema elettr. rappresentato in posiz.1
 Circuit diagram shown in position 1

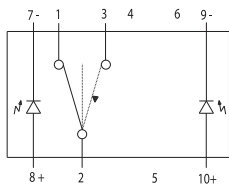
17.754.***
17.954.***
17.1054.****
17.1154.****
17.1254.****



- 1 POSIZIONE STABILE
1 MAINTAINED POSITION
- 0 POSIZIONE STABILE
0 MAINTAINED POSITION
- 2 POSIZIONE INSTABILE
2 MOMENTARY POSITION **MOM**

Schema elettr. rappresentato in posiz.1
 Circuit diagram shown in position 1

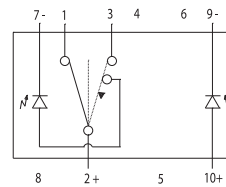
17.755.***
17.955.***
17.1055.****
17.1155.****
17.1255.****



- 1 POSIZIONE STABILE
1 MAINTAINED POSITION
- 0 POSIZIONE STABILE
0 MAINTAINED POSITION
- 2 POSIZIONE INSTABILE
2 MOMENTARY POSITION **MOM**

Schema elettr. rappresentato in posiz.1
 Circuit diagram shown in position 1

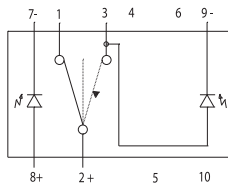
17.756.***
17.956.***
17.1056.****
17.1156.****
17.1256.****



- 1 POSIZIONE STABILE
1 MAINTAINED POSITION
- 0 POSIZIONE STABILE
0 MAINTAINED POSITION
- 2 POSIZIONE INSTABILE
2 MOMENTARY POSITION **MOM**

Schema elettr. rappresentato in posiz.1
 Circuit diagram shown in position 1

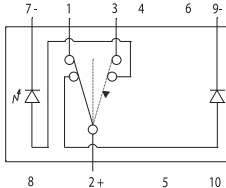
17.757.***
17.957.***
17.1057.****
17.1157.****
17.1257.****



- 1 POSIZIONE STABILE
1 MAINTAINED POSITION
- 0 POSIZIONE STABILE
0 MAINTAINED POSITION
- 2 POSIZIONE INSTABILE
2 MOMENTARY POSITION **MOM**

Schema elettr. rappresentato in posiz.1
 Circuit diagram shown in position 1

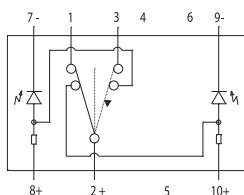
17.758.***
17.958.***
17.1058.****
17.1158.****
17.1258.****



- 1 POSIZIONE STABILE
1 MAINTAINED POSITION
- 0 POSIZIONE STABILE
0 MAINTAINED POSITION
- 2 POSIZIONE INSTABILE
2 MOMENTARY POSITION **MOM**

Schema elettr. rappresentato in posiz.1
 Circuit diagram shown in position 1

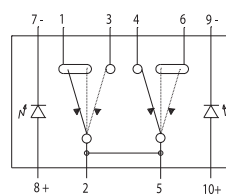
17.759.***
17.959.***
17.1059.****
17.1159.****
17.1259.****



- 1 POSIZIONE STABILE
1 MAINTAINED POSITION
- 0 POSIZIONE STABILE
0 MAINTAINED POSITION
- 2 POSIZIONE INSTABILE
2 MOMENTARY POSITION **MOM**

Schema elettr. rappresentato in posiz.1
 Circuit diagram shown in position 1

17.769.***
17.969.***
17.1069.****
17.1169.****
17.1269.****

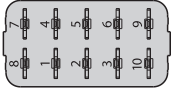
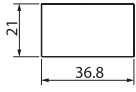


- 1 POSIZIONE INSTABILE
1 MOMENTARY POSITION **MOM**
- 0 POSIZIONE STABILE
0 MAINTAINED POSITION
- 2 POSIZIONE INSTABILE
2 MOMENTARY POSITION **MOM**

Schema elettr. rappresentato in posiz.1
 Circuit diagram shown in position 1

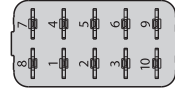
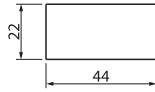
SERIE - SERIES
"700"

Scala 1:3
Scale 1:3



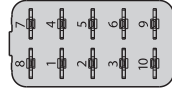
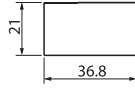
SERIE - SERIES
"900"

Scala 1:3
Scale 1:3



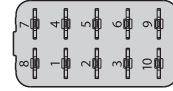
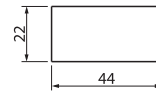
SERIE - SERIES
"1000"

Scala 1:3
Scale 1:3



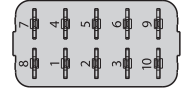
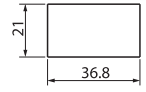
SERIE - SERIES
"1100"

Scala 1:3
Scale 1:3

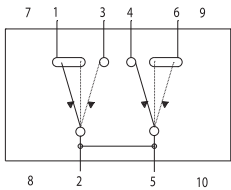


SERIE - SERIES
"1200"

Scala 1:3
Scale 1:3



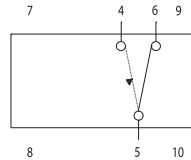
17.770.***
17.970.***
17.1070.****
17.1170.****
17.1270.****



- 1 POSIZIONE INSTABILE
1 MOMENTARY POSITION **MOM**
- 0 POSIZIONE STABILE
0 MAINTAINED POSITION
- 2 POSIZIONE INSTABILE
2 MOMENTARY POSITION **MOM**

Schema elettr. rappresentato in posiz.1
Circuit diagram shown in position 1

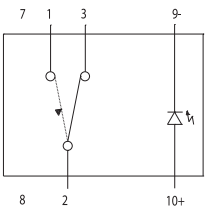
17.771.***
17.971.***
17.1071.****
17.1171.****
17.1271.****



- 0 POSIZIONE STABILE
0 MAINTAINED POSITION
- 1 POSIZIONE INSTABILE
1 MOMENTARY POSITION **MOM**

Schema elettr. rappresentato in posiz.0
Circuit diagram shown in position 0

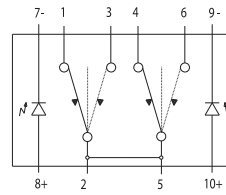
17.772.***
17.972.***
17.1072.****
17.1172.****
17.1272.****



- 0 POSIZIONE STABILE
0 MAINTAINED POSITION
- 1 POSIZIONE INSTABILE
1 MOMENTARY POSITION **MOM**

Schema elettr. rappresentato in posiz.0
Circuit diagram shown in position 0

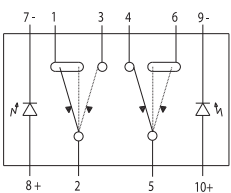
17.773.***
17.973.***
17.1073.****
17.1173.****
17.1273.****



- 1 POSIZIONE INSTABILE
1 MOMENTARY POSITION **MOM**
- 0 POSIZIONE STABILE
0 MAINTAINED POSITION
- 2 POSIZIONE INSTABILE
2 MOMENTARY POSITION **MOM**

Schema elettr. rappresentato in posiz.1
Circuit diagram shown in position 1

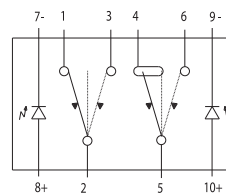
17.774.***
17.974.***
17.1074.****
17.1174.****
17.1274.****



- 1 POSIZIONE INSTABILE
1 MOMENTARY POSITION **MOM**
- 0 POSIZIONE STABILE
0 MAINTAINED POSITION
- 2 POSIZIONE INSTABILE
2 MOMENTARY POSITION **MOM**

Schema elettr. rappresentato in posiz.1
Circuit diagram shown in position 1

17.775.***
17.975.***
17.1075.****
17.1175.****
17.1275.****

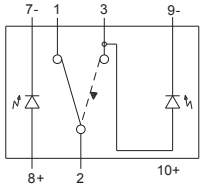


- 1 POSIZIONE INSTABILE
1 MOMENTARY POSITION **MOM**
- 0 POSIZIONE STABILE
0 MAINTAINED POSITION
- 2 POSIZIONE INSTABILE
2 MOMENTARY POSITION **MOM**

Schema elettr. rappresentato in posiz.1
Circuit diagram shown in position 1

17.776.***
 17.976.***
 17.1076.***
 17.1176.***
 17.1276.***

17.777.***
 17.977.***
 17.1077.***
 17.1177.***
 17.1277.***

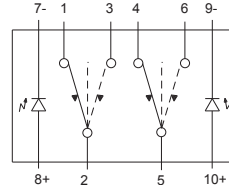


O POSIZIONE STABILE
 O MAINTAINED POSITION



1 POSIZIONE INSTABILE
 1 MOMENTARY POSITION **MOM**

Schema elettr. rappresentato in posiz.0
 Circuit diagram shown in position 0



1 POSIZIONE INSTABILE
 1 MOMENTARY POSITION **MOM**



O POSIZIONE STABILE
 O MAINTAINED POSITION



2 POSIZIONE INSTABILE
 2 MOMENTARY POSITION **MOM**

Con molla puntale P/N 30.08.08129

Schema elettr. rappresentato in posiz.1
 Circuit diagram shown in position 1

• **Interruttori a doppio pulsante con sensore REED serie "1600"**

Materiale corpo: acetalico nero
 Soffietto: gomma
 Simboli: incisi a laser
 Tipo di terminale: lamellare maschio 1,8 x 0,65 mm "Econseal"
 Grado di protezione frontale: IP 67
 Temperatura di funzionamento: - 40°C ÷ +85°C
 Tecnologia di contatto: sensore REED

• **Series rocker switches "1600" double push button with REED sensor**

Housing material: black acetal resin
 Bellows: rubber
 Icons: laser engraved
 Type of terminal: male blade terminals 1,8 x 0,65 mm "Econseal"
 Front sealing: IP 67
 Operating temperature: - 40°C ÷ +85°C
 Contact technology: REED sensor

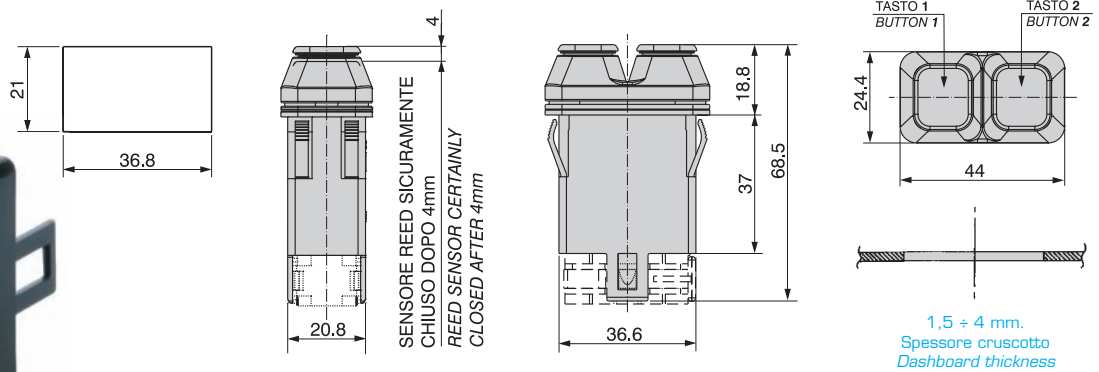


FORATURA - FIXING HOLE
 mm 21 x 36,8

SERIE - SERIES
 "1600"



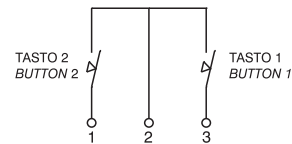
Scala 1:1
 Scale 1:1



OPTIONAL



27.0904.0000
 Kit di connessione
 Connection kit



SCHEMA INGRESSI USCITE - SWITCH ARRANGEMENT

P/N	TASTO KEY	DESCRIZIONE DESCRIPTION
17.1630.1000		sollevatore alzato/abbassato rockshaft up/down
17.1630.1001		presa di forza power take-off
17.1630.1002		sollevatore alzato/abbassato rockshaft up/down
17.1630.1003		pompa di sentina abitacolo bilge pump cockpit
17.1630.1004		icona personalizzata custom icon
17.1630.1005		icona personalizzata custom icon

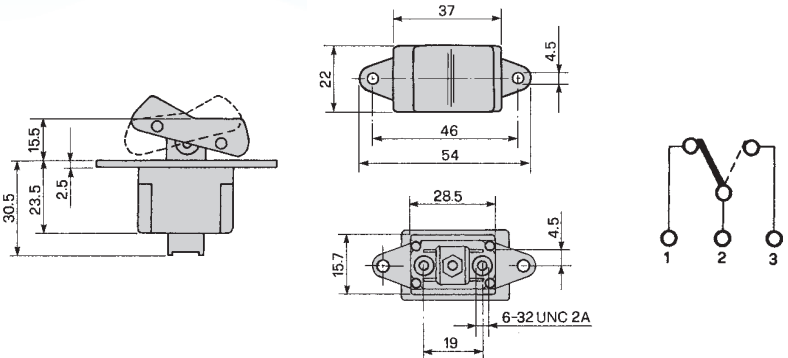
					TERMINALI - TERMINALS		
Configurazione tasto 1 Button 1 configuration	Configurazione tasto 2 Button 2 configuration	Stato State	1	2	3		
		stabile maintained					
		instabile momentary		●	●		
		instabile momentary	●	●			
		instabile momentary	●	●	●		

- Interruttori a tasto basculante
- *Rocker switches*



15.122.000

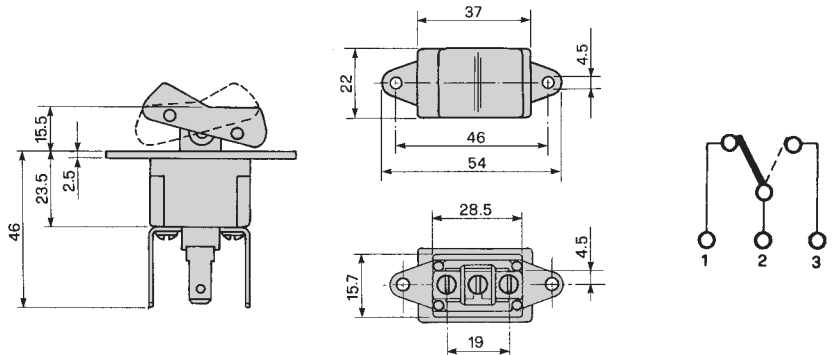

Tasto: trasparente (pc), rimovibile
 Flangia: lega zama cromata
 Corpo: poliammide / vetro nero
 Key: transparent (pc), removable
 Hanger: zama chromium-plated alloy
 Housing: polyamide/glass fibres black colour



TENSIONE NOMINALE NOMINAL VOLTAGE	CORRENTE MAX CONT. NOMINAL D.C. CURRENT	AZIONE ACTION	GRADO DI PROTEZIONE SEALING	TEMPERATURA DI FUNZIONAMENTO OPERATING TEMPERATURE	FUNZIONI FUNCTIONS
12 V	10 A	STABILE - MAINTAINED	IP 67	- 40° C ÷ + 80° C	
24 V	8 A	STABILE - MAINTAINED	IP 67	- 40° C ÷ + 80° C	

15.127.000

Tasto: trasparente (pc), rimovibile
 Flangia: lega zama cromata
 Corpo: poliammide / vetro nero
 Key: transparent (pc), removable
 Hanger: zama chromium-plated alloy
 Housing: polyamide/glass fibres black colour



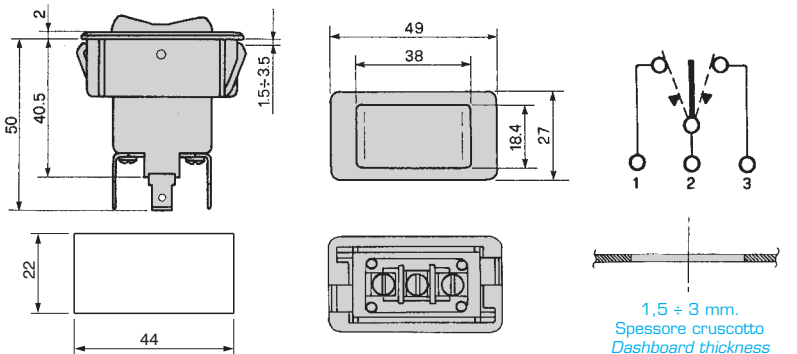
TENSIONE NOMINALE NOMINAL VOLTAGE	CORRENTE MAX CONT. NOMINAL D.C. CURRENT	AZIONE ACTION	GRADO DI PROTEZIONE SEALING	TEMPERATURA DI FUNZIONAMENTO OPERATING TEMPERATURE	FUNZIONI FUNCTIONS
12 V	10 A	STABILE - MAINTAINED	IP 67	- 40° C ÷ + 80° C	
24 V	8 A	STABILE - MAINTAINED	IP 67	- 40° C ÷ + 80° C	

17.195.000

Cappuccio: gomma nera - simboli bianchi costampati
 Corpo: acetilico nero - fissaggio a molle
 Terminali: lamellari maschi 6,35 mm
 Cap: black rubber - white comoulded icons
 Housing: black acetal resin - snap-in mounting
 Terminals: male blade 6,35 mm



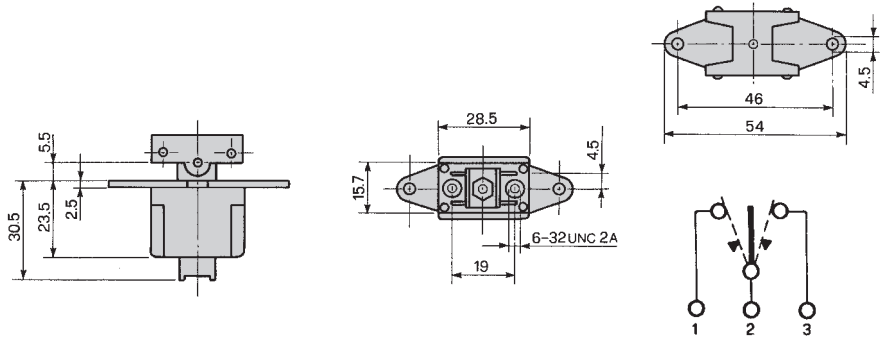
OPTIONAL
27.077.007



TENSIONE NOMINALE NOMINAL VOLTAGE	CORRENTE MAX CONT. NOMINAL D.C. CURRENT	AZIONE ACTION	GRADO DI PROTEZIONE SEALING	TEMPERATURA DI FUNZIONAMENTO OPERATING TEMPERATURE	FUNZIONI FUNCTIONS
12 V	10 A	INSTABILE - MOMENTARY	IP 66	- 40° C ÷ + 80° C	
24 V	8 A	INSTABILE - MOMENTARY	IP 66	- 40° C ÷ + 80° C	

17.197.100

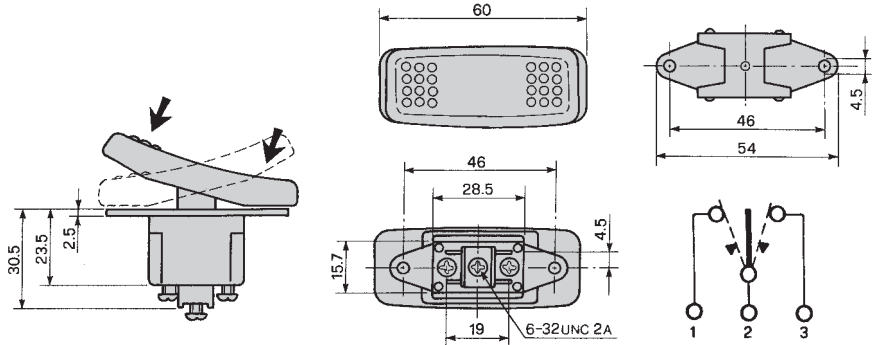
Senza tasto
 Flangia: lega zama cromata
 Corpo: poliammide / vetro nero
 Without key
 Hanger: zama chromium-plated alloy
 Housing: polyamide / glass fibres black colour



TENSIONE NOMINALE NOMINAL VOLTAGE	CORRENTE MAX CONT. NOMINAL D.C. CURRENT	AZIONE ACTION	GRADO DI PROTEZIONE SEALING	TEMPERATURA DI FUNZIONAMENTO OPERATING TEMPERATURE	FUNZIONI FUNCTIONS
12 V	10 A	INSTABILE - MOMENTARY	IP 67	- 40° C ÷ + 80° C	
24 V	8 A	INSTABILE - MOMENTARY	IP 67	- 40° C ÷ + 80° C	

17.210.000

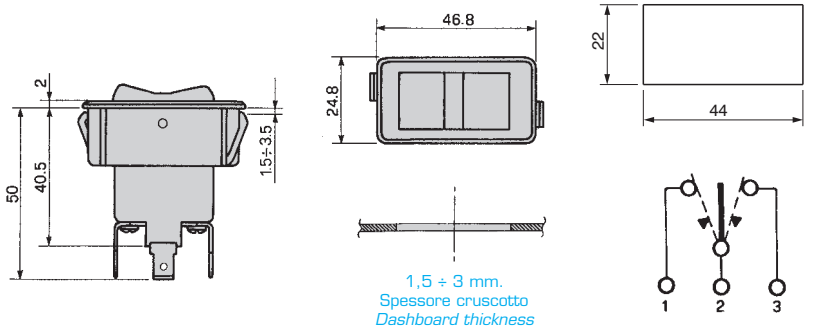
Tasto: poliammide nero, rimovibile
 Flangia: lega zama cromata
 Corpo: poliammide / vetro nero
 Terminali a vite
 Key: black polyamide, removable
 Hanger: zama chromium-plated alloy
 Housing: polyamide/glass fibres black colour
 Screw terminals



TENSIONE NOMINALE NOMINAL VOLTAGE	CORRENTE MAX CONT. NOMINAL D.C. CURRENT	AZIONE ACTION	GRADO DI PROTEZIONE SEALING	TEMPERATURA DI FUNZIONAMENTO OPERATING TEMPERATURE	FUNZIONI FUNCTIONS
12 V	10 A	INSTABILE - MOMENTARY	IP 67	- 40° C ÷ + 80° C	
24 V	8 A	INSTABILE - MOMENTARY	IP 67	- 40° C ÷ + 80° C	

17.200.000

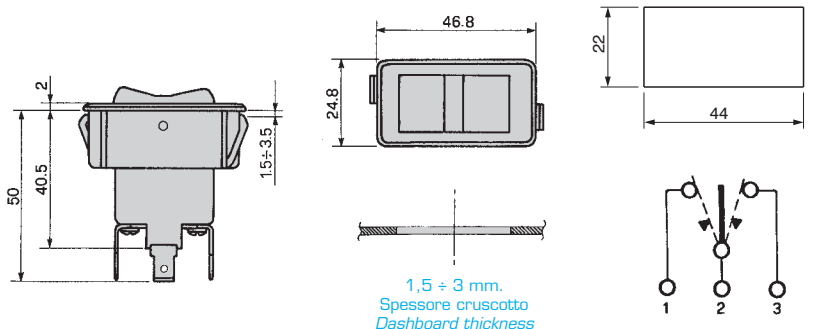
Tasto: poliammide / vetro giallo - simboli neri serigrafati
 Corpo: acetatico nero
 Terminali: maschi lamellari 6,35 mm
 Key: polyamide / glass fibres yellow colour - black silk screened icons
 Housing: black acetal resin
 Terminals: blade male 6,35 mm



TENSIONE NOMINALE NOMINAL VOLTAGE	CORRENTE MAX CONT. NOMINAL D.C. CURRENT	AZIONE ACTION	GRADO DI PROTEZIONE SEALING	TEMPERATURA DI FUNZIONAMENTO OPERATING TEMPERATURE	FUNZIONI FUNCTIONS
12 V	10 A	INSTABILE - MOMENTARY	IP 65	- 40° C ÷ + 80° C	
24 V	8 A	INSTABILE - MOMENTARY	IP 65	- 40° C ÷ + 80° C	

17.201.000

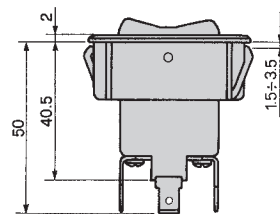

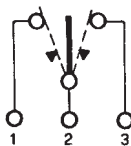
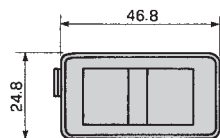
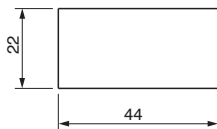

Tasto: poliammide / vetro giallo - simboli neri serigrafati
 Corpo: acetatico nero
 Terminali: maschi lamellari 6,35 mm
 Key: polyamide / glass fibres yellow colour - black silk screened icons
 Housing: black acetal resin
 Terminals: blade male 6,35 mm



TENSIONE NOMINALE NOMINAL VOLTAGE	CORRENTE MAX CONT. NOMINAL D.C. CURRENT	AZIONE ACTION	GRADO DI PROTEZIONE SEALING	TEMPERATURA DI FUNZIONAMENTO OPERATING TEMPERATURE	FUNZIONI FUNCTIONS
12 V	10 A	INSTABILE - MOMENTARY	IP 65	- 40° C ÷ + 80° C	
24 V	8 A	INSTABILE - MOMENTARY	IP 65	- 40° C ÷ + 80° C	

17.202.000

Tasto: poliammide / vetro giallo - simboli neri serigrafati
 Corpo: acetatico nero
 Terminali: maschi lamellari 6,35 mm
 Key: polyamide / glass fibres yellow colour - black silk screened icons
 Housing: black acetal resin
 Terminals: blade male 6,35 mm



TENSIONE NOMINALE NOMINAL VOLTAGE	CORRENTE MAX CONT. NOMINAL D.C. CURRENT	AZIONE ACTION	GRADO DI PROTEZIONE SEALING	TEMPERATURA DI FUNZIONAMENTO OPERATING TEMPERATURE	FUNZIONI FUNCTIONS
12 V	10 A	INSTABILE - MOMENTARY	I P 65	- 40° C ÷ + 80° C	
24 V	8 A	INSTABILE - MOMENTARY	I P 65	- 40° C ÷ + 80° C	

- Accessori
- Accessories

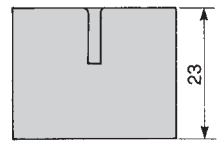
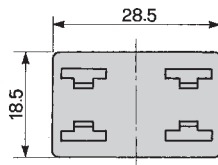


30.16.04092

Capocorda femmina serie 6,35 mm con linguetta
Female terminal 6,35 mm series with tab

Connettore 4 vie
4 pins connector

SERIE - SERIES
"350" "450"

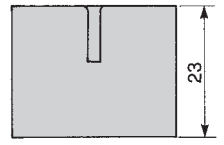
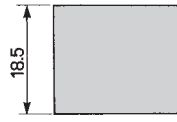
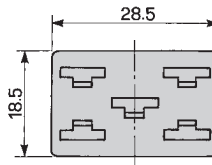


30.16.04094

Capocorda femmina serie 6,35 mm con linguetta
Female terminal 6,35 mm series with tab

Connettore 5 vie
5 pins connector

SERIE - SERIES
"350" "450"

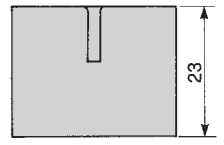
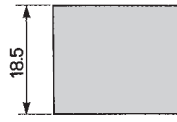
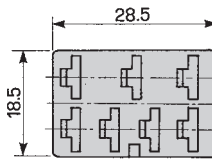


30.16.04093

Capocorda femmina serie 6,35 mm con linguetta
Female terminal 6,35 mm series with tab

Connettore 7 vie
7 pins connector

SERIE - SERIES
"350" "450"

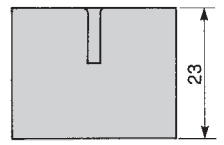
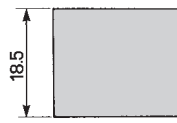
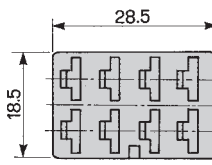


30.16.04095

Capocorda femmina serie 6,35 mm con linguetta
Female terminal 6,35 mm series with tab

Connettore 8 vie
8 pins connector

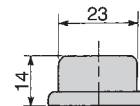
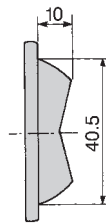
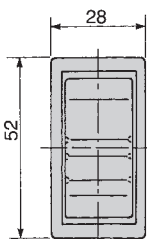
SERIE - SERIES
"350" "450"



13.350.101

Cappuccio singolo di silicone trasparente
Clear silicone single cap

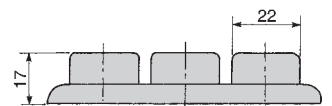
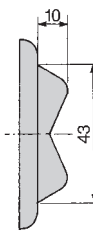
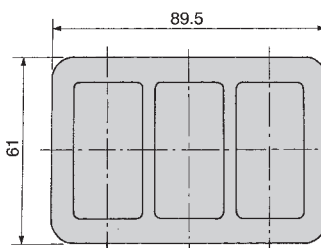
SERIE - SERIES
"350" "450"



30.20.06038

Cappuccio triplo di silicone trasparente
Clear silicone triple cap

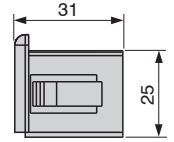
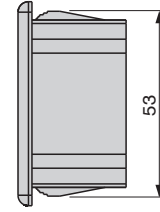
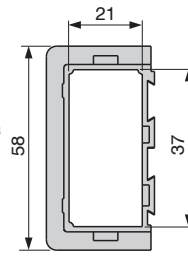

SERIE - SERIES
"350" "450"



16.600.036

Cornicetta modulare singola laterale
End modular bezel

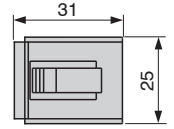
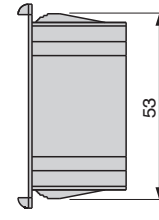
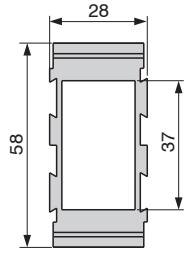

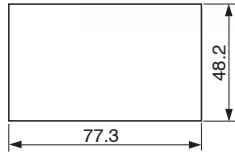
SERIE - SERIES
"600" "1400" "1900"
"1500"



16.600.037

Cornicetta modulare singola centrale
Center modular bezel

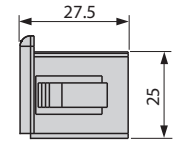
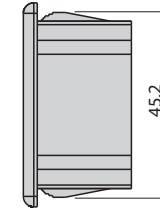
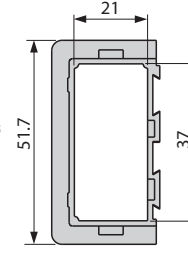

SERIE - SERIES
"600" "1400" "1900"
"1500"



16.700.006

Cornicetta modulare singola laterale
End modular bezel

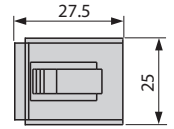
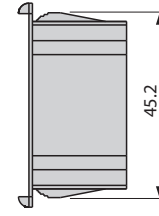
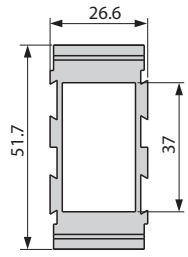

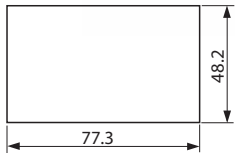
SERIE - SERIES
"700" "1000"
"1200" "1600"



16.700.007

Cornicetta modulare singola centrale
Center modular bezel

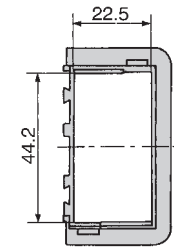
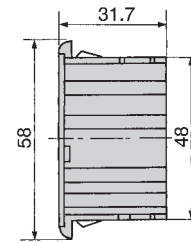
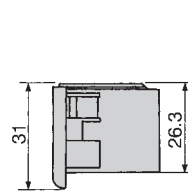

SERIE - SERIES
"700" "1000"
"1200" "1600"



30.32.04829

Cornicetta modulare singola laterale
End modular bezel

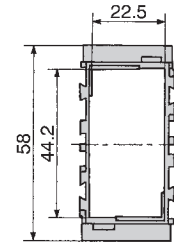
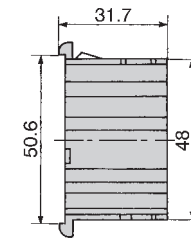
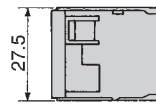
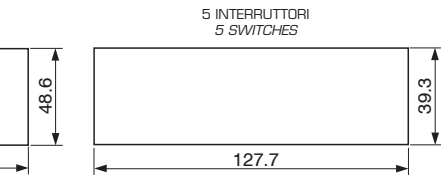
SERIE - SERIES
"350" "450" "600"
"1400" "1500" "1900"
"900" "1100"



30.32.04830

Cornicetta modulare singola centrale
Center modular bezel

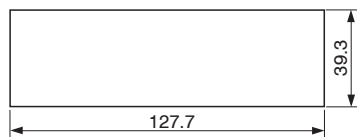
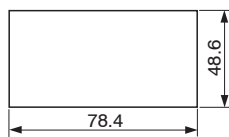
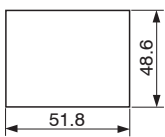
SERIE - SERIES
"350" "450" "600"
"1400" "1500" "1900"
"900" "1100"



2 INTERRUTTORI
2 SWITCHES

3 INTERRUTTORI
3 SWITCHES


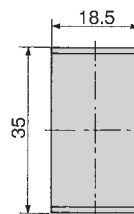
5 INTERRUTTORI
5 SWITCHES



27.077.007

Tappo copertura foratura applicazione
Fixing hole cover

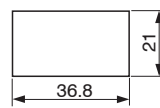
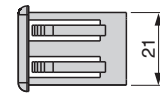
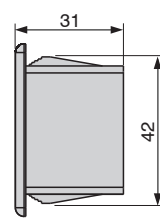
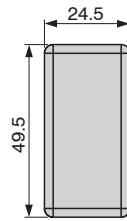
SERIE - SERIES
"100"



16.600.038

Tappo copertura foratura applicazione
Fixing hole cover

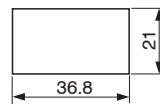
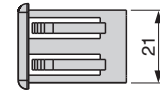
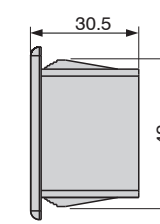
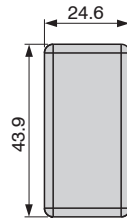
SERIE - SERIES
"600" "1400"
"1500" "1900"



16.700.004

Tappo copertura foratura applicazione
Fixing hole cover

SERIE - SERIES
"700" "1000"
"1200" "1600"



Tappo copertura foratura applicazione - Fixing hole cover

SERIE - SERIES
"600" "1400"
"1500" "1900"

16.1400.0801

colore grigio - gray colour: 7,2 mm

16.1400.0012

colore nero - black colour: 7,2 mm

16.1400.0900

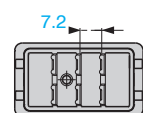
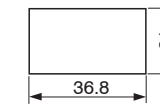
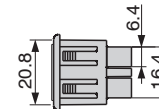
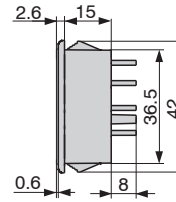
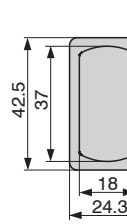
colore nero con guarnizione [16.600.039]
black colour with gasket [16.600.039]: 7,2 mm

16.1400.0800

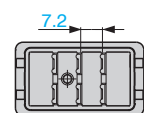
colore nero - black colour: 5,2 mm

16.1400.0802

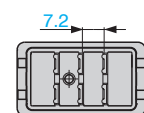
colore grigio - gray colour: 5,2 mm



colore nero - black colour
16.1400.0012
colore grigio - gray colour
16.1400.0801



16.1400.0900
colore nero con guarnizione
[16.600.039]
black colour with gasket
[16.600.039]

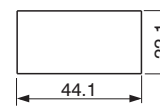
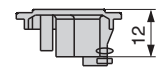
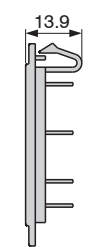
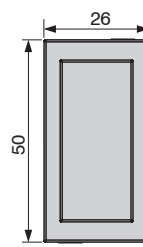


colore nero - black colour
16.1400.0800
colore grigio - gray colour
16.1400.0802

30.33.04689

Tappo copertura foratura applicazione
Fixing hole cover

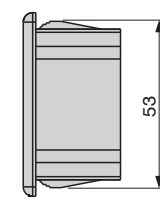
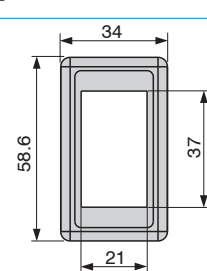
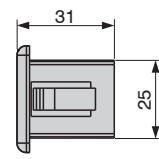
SERIE - SERIES
"350" "450" "600"
"1400" "1500" "1900"
"900" "1100"



16.600.035

Cornicetta 1 interruttore
Single bezel


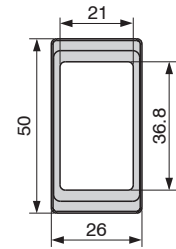
SERIE - SERIES
"600" "1400" "1500"
"1900" "700" "1000"
"1200" "1600"



16.600.020

Adattatore per foratura 22x44
Matcher for fixing hole 22x44

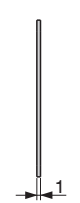
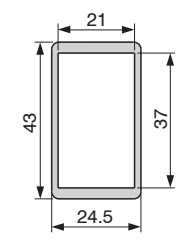
SERIE - SERIES
"600" "1400"
"1900" "1500"



16.600.039

Guarnizione
Gasket

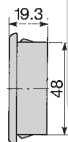
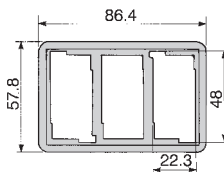
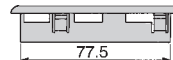

SERIE - SERIES
"600" "1400" "1500"
"1900" "700" "1000"
"1200" "1600"



30.32.04690

Connicetta 3 interruttori
3 switches bezel

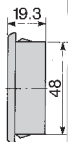
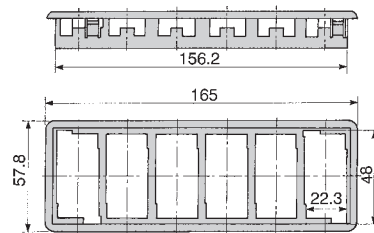
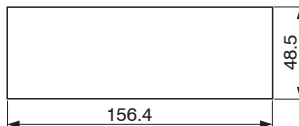
SERIE - SERIES
"350" "450" "600"
"1400" "1500" "1900"
"900" "1100"



30.32.04828

Connicetta 6 interruttori
6 switches bezel

SERIE - SERIES
"350" "450" "600"
"1400" "1500" "1900"
"900" "1100"

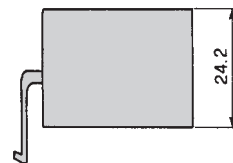
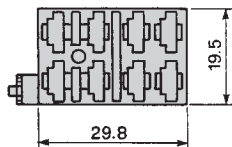


16.600.021

Capocorda femmina serie 6,35 mm con linguetta
Female terminal 6,35 mm series with tab

Connettore 8 vie
8 pins connector

SERIE - SERIES
"600" "1400"
"1500" "1900"

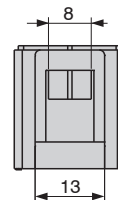
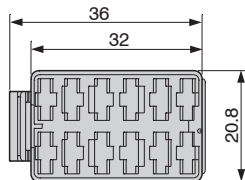


16.650.003

Capocorda femmina serie 6,35 mm con linguetta
Female terminal 6,35 mm series with tab

Connettore 12 vie
12 pins connector

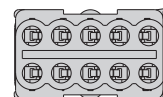
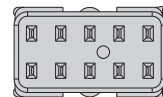
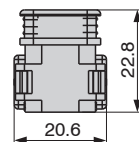
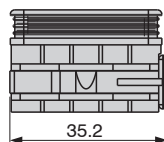
SERIE - SERIES
"600" "1400"
"1500" "1900"



30.16.06870

Connettore 10 vie
10 pins connector

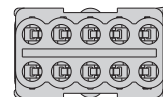
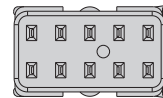
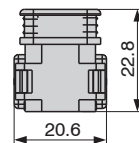
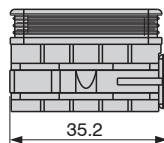
SERIE - SERIES
"700" "900"
"1000" "1100"
"1200" "1600"



27.0904.0000

Kit di connessione 10 vie
10 pins connection kit

SERIE - SERIES
"700" "900"
"1000" "1100"
"1200" "1600"



16.0600.0170

Attrezzo per rimuovere i tasti
Tool for rocker switch removal

SERIE - SERIES
"600" "1400"
"1500" "1900"



